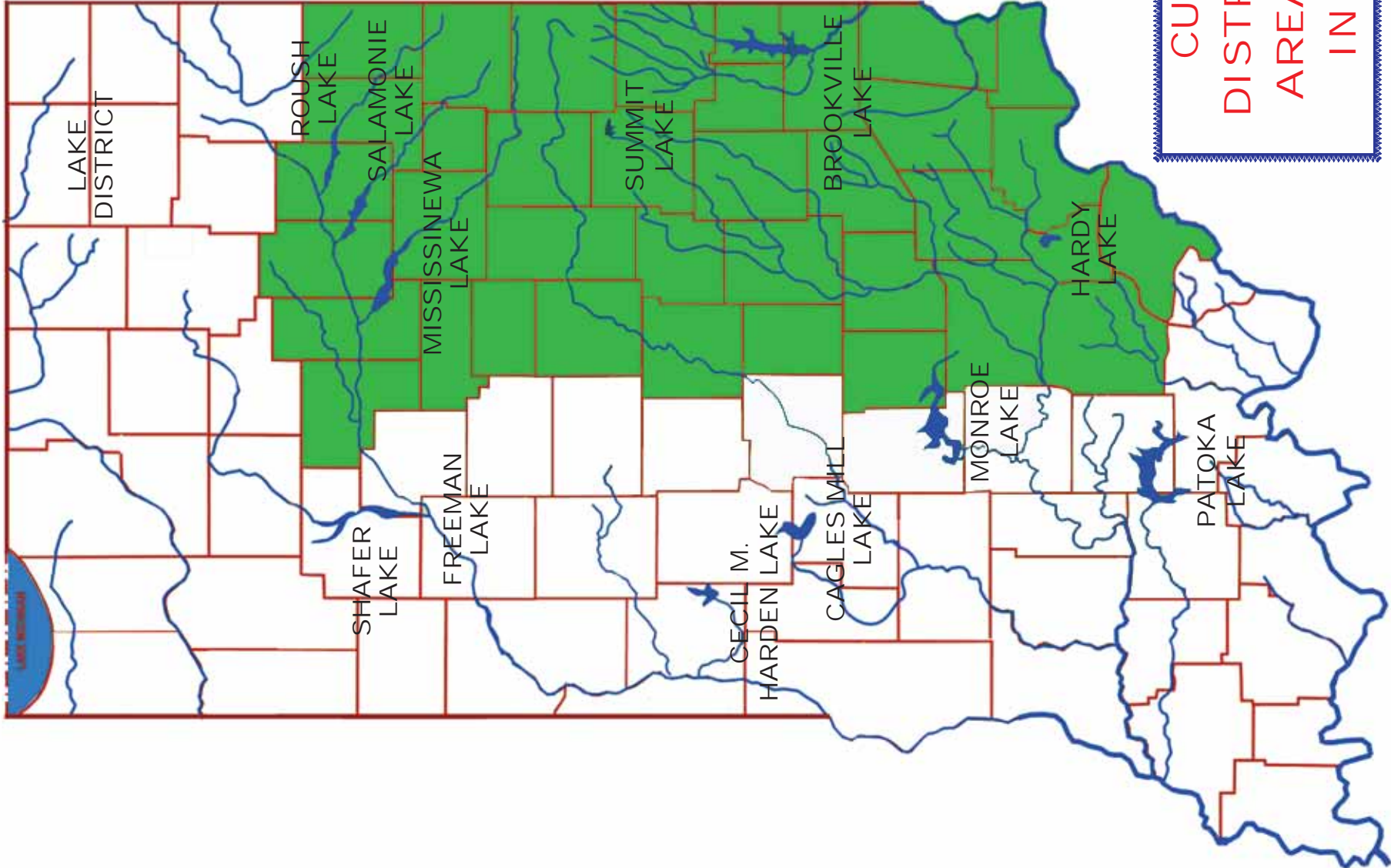


READ THE GAD-A-BOUT FOR FREE AT www.thegadabout.com

CALL 765-960-5767 FOR ADVERTISING INFORMATION OR E-MAIL: raythegadabout@gmail.com

CURRENT DISTRIBUTION AREA SHOWN IN GREEN, ADVERTISER INDEX SEE PAGE 2,

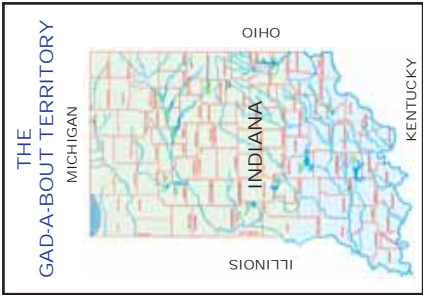


YOU
CAN PICK UP
A **FREE**
PAPER COPY OF
THE GAD-A-BOUT
AT MOST
ADVERTISER
LOCATIONS
SEE PAGE 2
FOR CURRENT
LIST OF
ADVERTISERS
OR
YOU CAN READ IT
FREE ONLINE



READ FOR FREE AT:
www.thegadabout.com


CURRENT
DISTRIBUTION
AREA SHOWN
IN GREEN



READ THE GAD-A-BOUT FREE ON LINE
CLICK HERE www.thegadabout.com

THE GAD-A-BOUT™

EXPLORING RECREATION OPPORTUNITIES IN THE GAD-A-BOUT TERRITORY



METAMORA INDIANA CHRISTMAS WALK
REFLECTIONS ALONG CANAL - SEE PG. 25



RICK, WEST & TYLER FRAME WITH BULL ELK SEE
THIS AND MORE GAME PHOTOS ON PAGES 8-9



HURRICANE FLORENCE THREATENED
OUR SC TREASURE HUNT - SEE PG 16-17



THE LIFE & MEMORIES OF ESTHER KAUCHER &
MY BACK UP DELIVERY CAR - SEE PAGE 14-15



DEER
WHISTLE
SEE PAGE 3

ADVERTISER INDEX PG 2 / ARTICLE INDEX PG 3 READ ABOUT COVER PHOTOS ON PAGE 3

TO ADVERTISE IN THE GAD-A-BOUT SEE PAGE 2 • CELL 1-765-960-5767 • WEBSITE: www.thegadabout.com • E-MAIL: raythegadabout@gmail.com

[INDIANA](#)
[ANDERSON](#)
9 Guns Pg 2
[BATESVILLE](#)
French's Locker LLC Pg 2
[BROOKVILLE](#)
52 Pik-up Convenience Store Pg 5
Brookville Lake Guide Svc Pg 5
Dairy Cottage Pg 7
Pioneer Restaurant Pg 23
RE/MAX Preferred Choice Dennis Kolb Pg 8
[BROOKVILLE LAKE AREA](#)
Barton Bay Pg 7
Dave's Triangle LLC Pg 16
Frames Outdoor Pg 8
Parkside Marine & More Pg 3
Steve's Marine Pg 11
[BUTLERVILLE](#)
Butlerville Grocery Pg 10
[CAMBRIDGE CITY](#)
A - T & I Service Pg 8
Fab-Tech AR500 Shooting Targets 15
[CENTERVILLE](#)
Mills Funeral Home Pg 14
[CONNERSVILLE](#)
Fayette County Museum Pg 22
Matt's Custom Guns 8
[DEPUTY](#)
Deputy Big Shot Pg 20
Marion's Greenhouse Pg 24
[DUBLIN](#)
Rihm's Meat Processing Pg 22
[FOUNTAIN CITY](#)
Texas Jack's Lock Stock & Barrel 25
[GREENFIELD](#)
Highsmith Guns Pg 7
Jensen's Pawn & Guns Pg 19
[GREENSBURG](#)
Guns & Tackle, Inc. Pg 21
Schwering Sawmill & Hardwood LLC Pg 21
Tree City Metal Sales Pg 25
[HARDY LAKE](#)
Pioneer Village Pg 10
[INDIANAPOLIS](#)
Indiana State Police Pg 6
www.IndianaOutfitters.com Pg 27
[KNIGHTSTOWN](#)
Knightstown Meats & Catering Pg 9
McDonald's Bait and Tackle Pg 26
[KOKOMO](#)

C&C Webster Store
& Village Post Office

Webster, I ndiana
765-962-3293

CHECK OUT OUR CHRISTMAS GIFTS
YOU MIGHT BE SURPRISED WHAT YOU FIND

ANTIQUES & GIFTS
GROCERIES - PICNIC SUPPLIES
LUNCH MEAT - SOFT DRINKS
ICE - SNACKS & GIFTS

WILLIAMSBURG

FOUNTAIN CITY

WEBSTER RD

MAIN ST

US 35

US 27

RICHMOND

WEBSTER STORE

PROpane TANKS

\$19.99 + TAX

WITH EXCHANGE



Your Local Full Service Butcher Shop



French's Locker LLC

106 Sycamore Street
Batesville, in 47006


(812) 934-2902

WWW.FRENCHSLOCKER.COM

Beef, Pork, Sheep, Goat & Deer Processing
Local l y Grown 1/4, 1/2 or Whol e Beef
Avail abl e 1/2 or Whol e Pork

Joe's Beef Jerky Pg 12
Martino's Italian Villa Pg 12
[LAKE MICHIGAN AREA](#)
Brother Nature Charters Pg 11
[LIBERTY](#)
Bertch Hardware Pg 4
Carl Sharp State Farm Pg 22
Liberty Restaurant Pg 10
Pizza King Pg 17
Woodruff's Supermarket Pg 17
[LOGANSPOrt](#)
Dale Hardy Supplies Pg 13
[MARION](#)
Riverside Sporting Gds Pg 24
[METAMORA](#)
Opry Barn Bluegrass Nights 3rd Sat. Pg 26 [MILROY](#)
Milroy Shoes Pg 24
Tri-County Outdoor Power Equipment Pg 13
Troyers Country Store & Bakery Pg 25
[NOBLESVILLE](#)
Log Home Center Pg 19
[NORTH VERNON](#)
Ebbing Auto Parts Pg 10
J & L Sporting Goods LLC Pg 10
[PORTLAND](#)
1 Shot Sports Pg 20
[REDKEY](#)
Hatzell Bros Roofing Pg 12
[RICHMOND](#)
Army Navy Store Pg 15
Best Stop Auto Care Pg 20
Cabinet Factories Outlet Pg 16
Davis Transmission Pg 21
Mendenhall Hardware Pg 10
Merkamp Sales & Service Pg 3
Mighty Muffler 26
Prairie Wolf Gun Repair Pg 13
Riggle-Waltermann Mortuary Pg 15
Tri County Awards Pg 23
Wildfire Motors Pg 14
[RIDGEVILLE](#)

Heritage Goodhew Metal Roofg Pg 7
[RUSHVILLE](#)
Davis Recovery & Towing Pg 19
Fields' Outdoor Adventures Pg 28
[SALAMONIES LAKE AREA](#)
Bozarth Country Store Pg 18
S & S Bait & Tackle Pg 5
[SCOTTSBURG](#)
C & T Cycles Pg 23
Scotts Ace Hardware Pg 10
[SHELBYVILLE](#)
Blue River Arms, LLC Pg 7
The Gun Den Pg 21
[SUMMIT LAKE](#)
Gittin' Jiggy With It B&T Pg 18
[WEBSTER](#)
C & C Webster Store 2
[WILLIAMSBURG](#)
Glicks' Deer, Beef, Pork Processing Pg 13
J D Farm Supply Pg 4
[KENTUCKY](#)
[UNION](#)
Knot Marine Pg 4



BUY SELL TRADE

Pistols / Handguns / Rifles / Shotguns

2213 S. Scatterfield Ste. #6, Anderson, IN 46016

Phone: 765-646-9000 / Fax: 765-646-9010

Hrs. MF 10am-6pm / Sat. 10am-5pm / Closed Sun.

FACE BOOK: [9-GUNS](#)

WEBSITE: [www.9-guns.com](#)

E-MAIL: [contact@9-guns.com](#)

COLOR RATES: 1 SPOT COLOR (ALL SIZES) \$10 • FULL COLOR 6-11 COL IN \$15 / 12-25 COL IN \$25 / 26-49 COL IN \$35 / 50-94.5 COL IN \$50

THE GAD-A-BOUT ADVERTISING RATES							
PLEASE NOTE: EACH DOLLAR AMOUNT BELOW IS PER INSERTION							
FULL PAGE	1/2 PAGE	1/3 PAGE	1/4 PAGE	1/8 PAGE	1/10 PAGE	4 COL INCH	1/15 PAGE
ALT. SIZES 15.75" X 10.37"	ALT. SIZES 7.82" X 10.37" 12" X 6.88" 15.75" x 5.13"	ALT. SIZES 5.25" X 10.37" 7.82" X 6.88" 15.75" X 3.37"	ALT. SIZES 4" X 10.37" 6" X 6.88" 7.82" X 5.13"	ALT. SIZES 3" X 6.88 4" X 5.13 6" X 3.37	ALT. SIZES 3" X 5.13 4.5" X 3.37	ONE SIZE 4" X 3.37"	MONOPOLY CARD SIZE ONE SIZE 3" X 3.37"
94.5 COL. IN.	48 COL. IN.	32 COL. IN.	24 COL. IN.	12 COL. IN.	9 COL. IN.	8 COL. IN.	6 COL. IN.
1 TIME	1 TIME	1 TIME	1 TIME	1 TIME	1 TIME	1 TIME	1 TIME
\$7.50 PCI	\$7.50 PCI	\$7.50 PCI	\$7.50 PCI	\$7.50 PCI	\$ 7.50PCI	\$7.50 PCI	\$7.50 PCI
\$708.75	\$360.00	\$240.00	\$180.00	\$90.00	\$67.50	\$60.00	\$45.00
2-11 TIMES	2-11 TIMES	2-11 TIMES	2-11 TIMES	2-11 TIMES	2-11 TIMES	2-11 TIMES	2-11 TIMES
\$6.50 PCI	\$6.50 PCI	\$6.50 PCI	\$6.50 PCI	\$6.50 PCI	\$6.50 PCI	\$6.50 PCI	\$6.50 PCI
\$614.25	\$312.00	\$208.00	\$156.00	\$78.00	\$58.50	\$52.00	\$39.00
12 TIMES	12 TIMES	12 TIMES	12 TIMES	12 TIMES	12 TIMES	12 TIMES	12 TIMES
\$5.50 PCI	\$5.50 PCI	\$5.50 PCI	\$5.50 PCI	\$5.50 PCI	\$5.50 PCI	\$5.50 PCI	\$5.50 PCI
\$519.75	\$264.00	\$176.00	\$132.00	\$66.00	\$49.50	\$44.00	\$33.00

THE ADVERTISING RATES ABOVE ARE FOR BLACK & WHITE ADS ONLY - FOR COLOR ADS ADD ABOVE RATE

ADVERTISERS INFORMATION

(PLEASE PRINT LEGIBLY OR TYPE)

SALESPERSON: _____ DATE: _____

BUSINESS NAME: _____

OWNER NAME (S) _____ MGR. OR OTHER _____

STREET OR P.O. BOX: _____

CITY _____ STATE _____ ZIP CODE _____

PHONE: _____ FAX: _____

CELL PHONE: _____ OTHER: _____

E-MAIL: _____ WEB SITE: _____

Ad Size _____ Rate: \$ _____ Monthly Cost: \$ _____

CIRCLE METHOD OF PAYMENT - CHECK #: _____ CASH: _____

PLACE AD IN JAN FEB MAR APR MAY JUN JUL AUG SEP OCT NOV DEC

(CIRCLE APPROPRIATE MONTH (S) THE ADVERTMENT WILL BE IN)

Customer Authorization Signature: _____ DATE: _____

ADVERTISING NOT ACCEPTED FOR: ALCOHOL, TOBACCO OR GAMBLING



DECEMBER 2018 • Volume XXVIII • NO. 345

Created in 1990 & Published Monthly
by Kentucky Colonel Ray Dickerson

Or by the name given to me by Golden Eagle
in 1995 LOKA'DWE ICHUTAKU YUSHEDON'
Translated "Man who gets things done!"

105 East South Street, Centerville, IN 47330
TO CONTACT THE GAD-A-BOUT
Cell: 765-960-5767 Office: 765-855-3857
TO PLACE AN ADVERTISEMENT
CALL RAY'S CELL: 765-960-5767

Website: www.thegadabout.com
**E-Mail: raythegadabout@gmail.com
Facebook: www.facebook.com/thegadabout

COPYRIGHT BY GADCOE 2018

DISCLAIMER: The ideas and opinions expressed by the writers appearing in The Gad-about are not necessarily the same as the publishers.

MERKAMP

Sales & Service

Monday - Friday 9 a.m. - 5 p.m.
Saturday 8:30 a.m. - Noon

OUTDOOR

Jct. HWY 35 North & 38
Richmond, IN 47374
765-962-2048

THE GAD-A-BOUT™

IN THIS ISSUE

SPECIAL FEATURES

The Life and Memories Of Esther Lorraine Kaucher October 12, 1925 - November 5, 2018 by Ray DickersonPage 14,15,26
Metamora, Indiana Christmas Walk Scenes - Celebrate The Holiday Season In Indiana's Canal Town by Gail GintherPage 25

REGULAR FEATURED WRITERS

ROAMING THE OUTDOORS	Editorial Comment & Opinion
by Ray Dickerson (In Memory of Lenore Hummel, DNR Releases, A Cure for 26 Years of Flooding).	Pages 4,8,19,23,24,25 & 26
BROOKVILLE LAKE	So You Wanna' Catch More Fish
by Tag Nobbe (Fishing Brookville Lake in December)	Page 5
INDIANA STATE POLICE	News from the Indiana State Police
by Sgt. John D. Bowling (ISP Bolt For The Heart 5K, Driving Tips for Snow & Ice, ISP News Releases).	Page 6-7
INDIANA DNR	Indiana Department of Natural Resources News
by PIO Travis Stewart (The Career of a Lifetime, Sportsman Benevolent Fund)	Page 7
OUTDOOR HUMOR:	Misfires & Snags
by Dan Graves (INVASION OF THE CRUSTACEAN)	Page 10
LAKE MICHIGAN	Fishing Lake Michigan
by Mike Schoonveld (New Invasives Discovered)	Page 11
OUTDOORS	Indiana Outdoors
by Joe Martino (Make opening day fun, safe and ethical, Author reminds us of some Key points for gun opener)	Page 12-13
GUN REPAIR	Notes from Prairie Wolf Gun Repair
by Marshall Smith (More on Sights and The Mauser 98K and Mosin-Nagant).	Page 13
OUTDOORS & TRAVEL	Outdoors with Rich Creason
by Rich Creason (South Carolina Treasure Hunt)	Page 16-17
CRAPPIE FISHING	Indiana Slab Masters
by Jim Raymer (Indiana Slab Masters Classic And Year End Edition)	Page 18-19
INDIANA INDIANS	News of Native American Indians in Indiana
by Shirley Willard (Trail of Death Caravan Across Illinois)	Page 20
OUTDOOR SPECIAL EVENTS	Blue River Outdoors
by Steve Dake (Home Defense)	Page 21
WHITEWATER VALLEY HISTORY	New Adventures In Old Places
by Donna Schroeder (We are Thankful!)	Page 22
HUNTING AND CYCLING	Hunting The Big Ones
by Mike Lemen (IT'S FINALLY HERE)	Page 23

GAD-A-BOUT DEPARTMENTS

Advertiser IndexPage 2 Gad's Corner PhotosPage 8 & 9

ABOUT THE COVER PHOTOS

Top Left: Things kick off with the Tree Lighting on Saturday, Nov 17th but really get going during the annual Metamora Christmas Walk. Beginning Thanksgiving Weekend. On Friday and Saturday evenings the shops stay open until 10 PM, See Page 25. (Photo by Robert Scott)
Bottom Left: Late September, 2018, my wife, Susie, and I sat glued to the weather channel on TV. We were watching the approach of Hurricane Florence towards the coast of the Carolinas. (Photo by Rich Creason)
Top Right: Rick Frame took this 6x6 Montana bull elk on October 27 with a 300 Remington ultra mag. See more game photos in Gad's Corner Page 8 & 9. (Photo by Frame Outdoors)
Bottom Right: The Life and Memories of Esther Kaucher is the main theme of this photo. However the 1993 Chrysler serves another purpose. I purchased it from Esther Kaucher at her request March 2017, she

couldn't drive it anymore. I told her I would use it as a backup for my Van. I told Esther I was going to put it on my December cover. See Page 14,15 & 26. (Photo by Ray Dickerson)
Deer Whistle Pic: I won't drive down the road without a deer whistle like the one shown on the front cover of this issue. This deer whistle works not only for deer, but also most other wild animals in Indiana. I can't remember the last wild animal I hit since putting this deer whistle on my vehicles in 2005. I also put one on the wife's car. You can purchase one locally at **Mendenhall's Hardware** at 125 S.W. 5th St., Richmond, IN 47374. Call 765-962-4842, see their advertisement at the top of page 7 in this issue. You can order by phone to Living Products LLC 1-(303) 838-4083, E-mail: info@deerwhistle.com or on line "Save-A-Deer by Living Products, LLC. <https://deerwhistle.com/companyinfo.html> .

CRESTLINER BOATS

SPORTFISH 1950

1850 RAPTOR WT

2019 BOAT SHOW SPECIALS

COME SEE US AT THE 2019
SPORT, BOAT & TRAVEL SHOWS
CINCINNATI, OH JAN 18-20 & 23-27
INDIANAPOLIS, IN FEB 15-24, 2019

HARRIS PONTOONS

CRUISER 220

SOLSTICE 220

7191 FOX RUN RD BROOKVILLE, IN 47012 765-647-4619

E-mail: boats@parksidemarineandmore.com Website: parksidemarineandmore.com
"We are located across the road from Mounds S.R.A. Entrance at Brookville Lake"

Roaming The Outdoors



by Ray Dickerson
The Gad-a-bout



IN MEMORY OF
LENORE FLICKINGER HUMMEL
APRIL 14, 1928 - SEPTEMBER 24, 2018

I got a card from Judy Hummel-Shaner October 12, 2018, daughter of Lenore and Fred Hummel telling me of her mom's passing September 24, 2018. I met Lenore and Fred Hummel in Lancaster, PA at a 79th Battalion Seabee reunion. My sister, Wilma and I had been invited to attend the reunion by Jeannie Winter who Wilma had contacted on line. My dad was a U.S. Navy Seabee in the 79th Battalion and also CBMU #624.

A special bond was formed between Sherry and I with family members of the 79th Seabee Battalion that is still strong today. I attended reunions in Pekin, IL and Ephrata, PA. In 2012 in honor of my father, Sherry and I hosted a 79th Battalion and a Construction Battalion Maintenance Unit CBMU #624 Seabee reunion at the Quality Inn in Richmond, IN.

Lenore and Fred Hummel attended all of them. Sherry and I spent a couple days in Ephrata, PA at their home. They took us to several historic places and we got to visit the grave site of Dick Winters, Commander of Easy Company, 506 Parachute Infantry Regiment, 101st Airborne Div. "Famous Band of Brothers" movie and a Veterans Memorial in Ephrata for Veteran Dick Winters. You can see and read our visit with Lenore and Fred and Seabees on my website www.thegadabout.com in the Archives, scroll down to October 2015 issue, pages 16-18. It was a fourfold visit, visiting Indiana, PA to see the Jimmy Stewart Museum then Gettysburg, PA., Seabee Reunion in Ephrata, PA and visiting our

daughter and grand kids in Worcester, PA. We were tired travelers when we got home, but glad that it all worked out so good.

In the card was a note that read, "Dear Ray, with great sorrow, I'm writing to tell you of the death of my mother, Lenore Hummel. She was only sick about 2 months.

Dad is doing okay, he is in personal care and the nurses are checking on him regularly.

Sincerely,
Trudy Hummel - Shaner"

I received a funeral card recently with a remembrance in it that I think fits well with Lenore Hummel and I think she and her husband Fred would agree also.

"He Set Me Free"

Don't grieve for me, for now I'm free.
I'm following the path, God laid for me.
I could not stay another day,
To laugh, to love, to work or play.

If my parting has left a void,
Then fill it with remembered joy.
My life's been full, I've savored much,
Good friends, good times, a loved one's touch.

Perhaps my time seemed all too brief,
Don't lengthen it with undue grief.
Lift up your hearts and share with me,
God wanted me now; He set me free.

IN MEMORY OF

Lenore Flickinger Hummel
April 14, 1928 - September 24, 2018
Aged: 90 years, 5 months & 10 days.
Service: Stradling Funeral Home, Ephrata, PA.
Thursday, September 27, 2018 at 10:00 A.M.
Officiating: Pastor Karen Minnich-Sadler
Interment: Cedar Hill Cemetery.

I will be sending a copy of this issue to all the Seabees I had the good fortune to meet and talk to that are still living. Unfortunately WWII Seabees as well as other military units pass on a daily basis. We owe a great tribute to all members of the U.S. Military here and abroad. God Bless Them All!

TWO INJURED IN A HUNTING RELATED ACCIDENT (OHIO COUNTY INDIANA)

Indiana Conservation Officers are investigating a hunting accident that seriously injured a hunter and slightly injured a second.

At approximately 09:00 a.m. Saturday morning, Officers were contacted about a waterfowl hunter that was shot while in the field near Aurora, IN.

Adam Daugherty, 30, Lawrenceburg, sustained a gunshot injury to his left ankle while waterfowl hunting.

Jeremy Legge, 37, Petersburg, KY sustained a gunshot injury to his right ankle.

Adam and Jeremy had concluded their hunt with two others and were standing outside the hunting blind when the firearm involved discharged injuring both of them.

Adam's firearm had been propped vertical inside the hunting blind when a dog reentered the blind,

knocked the firearm over, causing the firearm to fall over and discharge.

Adam was taken to HighPoint Health to receive medical treatment. He was later transported to University of Cincinnati for further treatment.

Jeremy transported himself to a doctor for medical treatment.

The firearm involved was a 12 gauge Browning Maxus that did not have the safety engaged.

Indiana Conservation Officers, Ohio County Sheriff's Department, and Dearborn County EMS were on scene.

The investigation is still on going at this point.
CONTINUED ON PAGE 8

BERTCH'S HARDWARE & RAMEY PLUMBING



51 W. UNION ST. LIBERTY, IN 47353
PH: 765-458-5512

J D FARM SUPPLY

HOME • FARM • HARDWARE

ALDERLEA T5 INSERT



Transform your fireplace into an efficient heating system and enjoy the traditional cast iron styling of the T5 inserts. Choose from rich metallic black or the added beauty and charm of lustrous porcelain enamel to create a striking centerpiece that provides long lasting, clean-burning heat.

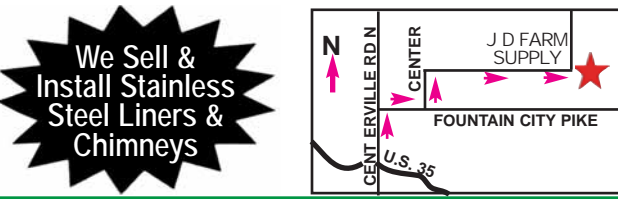
Installation Available!

breeo **FAIRFAX** heco **DS**

9089 N. Center Rd. • Williamsburg
CASH/CHECK Only

(765) 886-5420 "Voicemail"

"Call our voicemail for hours and directions to the store."



MONTEREY
BOATS



POLAR KRAFT
Since 1951



KNOTMARINE.COM

New and Used Boats

Blackfin and Anglers Qwest Available

Live Bait and Tackle Shop

Service Shop (Honda, Mercury, Yamaha)

Shrink Wrap and Winterizations

Ship Store (Life Jackets, Floats)

On Site Boat Ramp (1-Day or Season Pass)



FALCON
BOATS



Qwest
PONTOONS

4895 BEAVER ROAD UNION, KY 41091 (859) 384-0634

E-mail: robbie@knotmarine.com & robert@knotmarine.com Website: knotmarine.com

So You Wanna Catch More Fish



by Tag Nobbe
Professional Fishing Guide

Fishing Brookville Lake in December

Welcome to winter fishing at Brookville. In can, be brutal out there so you better be ready. But if you're like me, and you like to catch fish you gotta go. If you don't have a boat hit the stilling basin or the tail water, it's the same thing just a different name. Through the months of October and November the lake is being drawn down to winter pool. You can't really fish there because of the raging water. So, December is your month. Every species of fish that is in the lake is in the stilling basin. The stilling basin is just that, a stilling basin.



Woody from New Palestine Indiana on the left and Jack from Carmel Indiana on the right holding some nice winter walleye from Brookville lake they caught while fishing with me. (Author Photo)

What its designed to do is still the raging water when it comes out from the lake, so it doesn't flash flood down the river. Once they get the lake down to winter pool the stilling basin becomes a big concrete box full of fish. Now I'm not saying there are thousands of fish in this box, but there are a few. What you need to be able to do is fish deep. I'm not 100% sure how deep it is, but I would say from the top of the fence to the bottom is about 30 feet. You need either live minnows or something that imitates a minnow. You will need to fish straight up and down. When you catch a fish, you will have to be able to get it up and over the fence. This will take a little ingenuity, I will leave that up to you.

As far as the lake goes, be self-reliant. In your truck you should have a snow shovel, a couple bags of sand, salt, and wheel chalks. To improvise just put a rock behind one of your tires. In your boat you should have a ladder to get back in your boat in case you fall over board. Jumper cables to jump from your trolling motor battery to your cranking battery. Have an extra pair of coveralls, hand warmers, and a propane heater. Take a cell phone and always tell somebody where you're going and when you will be back. Once on the water watch out for shallow water flats. In the summer these flats are 9 to 10 feet deep, but in the winter, they are 1 to 2 feet deep. The one that I see most people run upon is Garr hill flat.

Look for fish deep or shallow. In the winter time there is no thermo cline in the lake, so the fish can be

as deep or as shallow as they want. We have caught fish 60 feet deep and turn right around and catch fish 2 feet deep. You really have to be a hunter. Use your eyes and your electronics to hunt for fish and then fish for the fish you see. All you really need for bait to catch anything in the lake is minnows, wax worms, jigs, blade baits, spoons, and jerk baits. 52 Pik-up convenience store and tackle in Brookville will keep this stuff in stock all winter long.

Keep it simple and keep an open mind, you'll get em.

Good Luck Tag

If you need more info go to my web site www.brookvillelakeguideservice.com

To schedule trips contacted m-e at tagnobbe@gmail.com or call my cell 765-265-3238

I guide fish for walleye, and crappie starting in mid-April till the end of December 7 days a week on Brookville lake. We fish out of a 2017 pro V 2075 with a 250 Honda outboard engine. I supply everything all the way down to cleaning the fish. I can take 1 – 5 people. The price is according to how many go \$500.00 for 5 people \$450.00 for 4 people \$375.00 for 3 people \$325.00 for 2 people and \$275.00 for 1 person. We start at 7:00 am and fish till 1:00 pm to schedule trips call my cell 765-265-3238 or tagnobbe@gmail.com

Fully Licensed and insured for 21 years now. ■

BROOKVILLE LAKE GUIDE SERVICE



Tag Nobbe
Owner & Guide
6 Hour Trip Rate
(Rates subject to change without notice)

- 1 Person \$275.00
- 2 People \$325.00
- 3 People \$375.00
- 4 People \$450.00

A non refundable \$50.00 deposit is required for booking.
Cancellations within 48 hours of your date will be credited towards a future guide trip.

Fishing Seasons

April - December Walleye Charter Seasons
April - October Crappie Charter Season
Mix any of the above in the same day

Contact me for your fishing trip by
Calling my Cell: 765-265-3238
E-mail: tagnobbe@gmail.com or
Website: www.brookvillelakeguideservice.com

Fully licensed & insured for 17 years now.

S & S BAIT & TACKLE



(Salamonie Reservoir)

- Bait • Tackle • Soft Drinks • Ice • Snacks • Picnic Supplies • Firewood
- Produce • LP • Camping & Outdoor Equipment • More

Owner: Steve Chenoweth

OPEN 7 DAYS A WEEK 6 A.M. TO 8 P.M.

8975 W. 600 S (Jct. Hwy 105 & 124) Andrews, IN 46702 / Ph: 260-468-2551

Website: www.sandsbaitandtackle.com



When it comes to fueling your outdoor needs

Gasoline • Fresh Coffee • Deli Style Sandwiches • Fountain Drinks • Snacks • Sporting Goods
Live Bait & Tackle • Guided Fishing Trip Information • Hunting & Fishing Licenses • Check Station and More



Brookville Lake Guide Service
Guide: Tag Nobbe
Cell: 765-265-3238
Web: brookvillelakeguideservice.com

Near Brookville Lake just south of Brookville on U.S. Hwy 52 (765) 647-3600

News from the Indiana State Police



by Sergeant John D. Bowling
Public Information/Recruiting Officer

Pendleton Troopers and Family Members Participate in a Local "Bolt For The Heart Virtual 5K" Fundraiser

New Castle – I know I covered some of this last month, but on October 20th Pendleton Trooper Eric Downey and I, along with some family members, met at Baker Park in New Castle to participate in a "Virtual" Bolt for the Heart 5K fun run to help raise monies to put AED's in every state police patrol car. The actual "Bolt for the Heart" 5K run/walk fundraising event is held in Carmel on the Center Green at 9 a.m. every year on Thanksgiving Day.

But if you're like us and you can't make the Thanksgiving Day run in Carmel, but would still like to help out and participate, you can sign up to do the "5K Virtual Run" which you can do anytime and anyplace between now and Thanksgiving. After signing up at this link, [To Donate or Run Click This Link and Then Click the "Donate" or "Virtual Run" Tab](#) (or go to boltfortheheart.com/) you will receive a nice medal and runner's bib for signing up for the run, with options to buy shirts and hats.

If you end up doing the "Virtual" run like we did, make sure to submit photos of your accomplishment to the "Bolt for the Heart" Facebook website. We all had a blast running the event and believe me, if this old guy can do it, anybody can. The goal for this year is to raise \$200,000, to purchase 134 AED's to "finish the job" by putting an AED in every State Police car. It's a great way to get some exercise, spend time with family and coworkers while helping out a good cause.

Driving Tips for Snow And Ice Conditions

My family will tell you that, to any trooper, there is nothing "pretty" about snowfall. So it pains me to bring it up, but colder weather is here and with that will be the threat of snow and ice covered roadways. Every year we also see heavy frost and fog condense on roadways causing black ice and slick spots too. When temperatures get down to freezing and below, usually nothing good happens on our roadways, as we spend most of our time responding to crashes.

You need to decrease your speed when roadways are slick. Some days 35M.P.H. might be too fast for a 55 M.P.H. zone. We issue a lot of tickets to people who think they can drive the speed limit or faster on slippery roadways. Most of the tickets we issue to folks are after they end up in the ditch, median, or worse. Only you know what your driving abilities are, so slow down and stay within those abilities. It is your responsibility to maintain control of your car.

First Sergeant Tim Kaiser, the Assistant Commander at the Pendleton District, sums it up by saying "The most common cause of crashes during snow or icy weather is speed too fast for the existing road conditions. Remember, slick roads don't cause crashes-it's your driving behavior on those roads that causes the crash. Plan your trip according to weather and traffic conditions."

The Indiana State Police offers the following driving tips for inclement weather.

- Allow extra time to get to your destination.
- Clear all windows of ice and snow and remove



Left to Right: Indiana State Troopers Eric Downey and John Bowling along with participants of the Pendleton District's "Virtual" 5K. (Author Photo)

snow from hood, roof and head lights and tail lights.

- Beware of bridges, overpasses and intersections where ice tends to form first.

- Don't use cruise control on slick roads.
- Avoid abrupt stops and starts, slow down gradually and keep wheels turning to avoid losing traction.
- Use headlights even during daylight hours.
- INCREASE the following distance between you and the vehicle in front of you.
- DECREASE YOUR SPEED according to the road conditions.
- Make sure everyone in your vehicle is properly restrained.
- DON'T BE DISTRACTED-Pull over and stop to use electronic devices.
- MOVE OVER and SLOW DOWN for emergency vehicles, snow plows and highway service vehicles.

If you know it's going to sleet, snow or even rain,

plan on your trip taking longer-leave earlier. If it's below freezing and foggy, or a crisp clear morning with a heavy frost on the ground, know that either can effect roads and cause black ice, or slick spots that you can't see, so be cautious. It's better to be late to your destination than not arriving at all.

How to Get ISP News Releases Sent Directly to Your Phone or Computer

Just a reminder that you can get ISP news and road closures sent directly to your phone or computer by signing up to receive ISP News Releases. Just follow the directions below to subscribe to the GovDelivery Service, so you can receive traffic and

I AM SUPPORTING THE BOLT

Indiana State Police supports the mission to place lifesaving AEDs in the hands of first responders throughout Indiana.

Doug Carter
Superintendent, Indiana State Police

5K Family Run / Walk
9AM Start Thanksgiving Day
Center Green in Carmel
BoltForTheHeart.Com



BOLT 5K
FOR THE HEART



Family Run Walk

road closure updates as well as the news at the same time the media receives it.

- Visit the Indiana State Police website at <http://in.gov/isp/>.
- Once at the ISP Site scroll down to the words “Stay Connected”
- Enter the primary email address where you would like to receive ISP News Releases
- This process can be completed for as many email addresses as desired
- Follow the intuitive prompts to complete registration and select any or all of the ISP locations from which your media organization would like to receive ISP News Releases
- You will receive a confirmation email from GovDelivery if your setup was successful..

All of us here at the Pendleton District hope that you and your family have a safe Thanksgiving holiday season. Thanks for reading this month’s article and for allowing all of us to serve all of you. Stay safe, and we will talk again next month. Remember, if you ever have a question or need to contact me, you can do so at jbowling@isp.IN.gov.

PLEASE SUPPORT THE
ADVERTISERS IN THE GAD-A-BOUT
WITHOUT THEM YOU WON'T BE
READING IT ANYMORE-THAT'S A FACT!



BLUE RIVER ARMS

GUNS, AMMO
& TACKLE

OPEN

Hrs: Thur - Fri 10 am - 5 pm / Sat 8 am - 1 pm

Pelican Canoes, Fishing & Pedal Boats
Hunting Supplies • Fishing Pole & Tackle
Trapping Supplies • Live Bait (Seasonal)
DNR Deer & Turkey Check Station • MRE Meals
Tannerite Exploding Targets • Air Soft Rifles
Crossbows • Handguns • Shotguns • Rifles
Muzzleloaders • Ultra-Advantage Dog Food & More
2596 W. Old Franklin Road • Shelbyville, IN 46176
317-392-2627 or 317-501-6139
www.blueriverarms.com

Heritage Goodhew Enterprises, Inc.



ERITAGE GOODHEW

STANDING SEAM METAL ROOFING

New Installation & Metal Roof Repair

765-857-2623

www.heritagegoodhew.com

DAIRY COTTAGE RESTAURANT

(765) 647-5451



Home Of Flavor Rich Fried Chicken

Complete Line of Sandwiches, JoJos,
Fries, Mozzarella Sticks, Onion Rings, Etc.



LARGE SELECTION OF ICE CREAM,
SHAKES, SUNDAES, CYCLONES

1116 Main St. Brookville, IN 47012

Est. Oct. 02, 1958



Indiana Department of Natural Resource News



by PIO Travis Stewart

The Career of a Lifetime

Are you ready for the career of a lifetime? Are you ready for something new, exciting and something that you’ve been waiting for? You have no need to look any further.

Indiana Conservation Officers will be hiring in 2019 but the deadline to start the process is coming to a close on February 1st. The process starts online with the pre-screening test. This is the only way to get into the hiring process and as mentioned it will close on February 1st for the 2019 hiring process. After that, applicants will receive an email with 3 testing locations for the next part of the hiring process. Go to “www.in.gov/dnr/lawenfor/” to complete the pre-screening test.

If you want additional information, Officers in District 9 will be hosting two informational recruiting meetings (1) Aurora Volunteer Fire Department on December 22nd at 10:00 a.m. and (2) Connersville Baptist Temple on January 12th at 10:00 a.m. These meetings offer the chance to talk one-on-one with an officer from your area about the job requirements, working conditions, hiring process and any other pertinent topics.

The DNR Division of Law Enforcement employs 214 officers who serve the public and protect the natural Hoosier heritage of the state of Indiana. Stationed in every county of Indiana, these fully



Joseph Ferreira harvested his first buck after moving here from Florida. Joseph is the Pastor at Connersville Baptist Temple who started deer hunting this season. (Photo submitted by C.O. Travis Stewart via e-mail)

licensed state law enforcement officers use an assortment of boats, snowmobiles and off-road vehicles to enforce those laws.

In addition to the division's duty of enforcing state laws, Indiana Conservation Officers do a variety of other activities, including outdoor education and public speaking engagements. Indiana Conservation Officers are also often called upon to help during emergencies and natural disasters.

If you would like to join this team of highly motivated, outdoor-oriented law enforcement officers, now is the time to act. Although a new class of officers will not be hired until the summer of 2019, the hiring process begins now.

If you are interested in being an Indiana Conservation Officer, but cannot make it to the recruiting meeting, see dnrlaw.IN.gov for basic information and instructions, and click on “Keep in Touch” to be updated about this hiring process.

Sportsman Benevolent Fund

This late in deer season, some hunters may find themselves wanting to get into the woods but find that their freezers are full and don’t want to waste the meat. They may also want to find another way to help others. There is a great program in place called the sportsman’s benevolent fund that allows deer meat to be donated.

To participate a hunter must legally harvest a deer, field dress it, and deliver it to a participating deer processor. The processing fees are then paid for by the benevolent fund and the meat is donated to local food banks.

The program allows hunters to help feed others, the DNR to manage deer populations and provide a nutritious meal to those in need. For additional information about the program, go to “www.youtube.com/idnrvideos”.

As always, Stay Safe Indiana!

BARTON'S

BAY BOAT & SELF
STORAGE

765-914-5118

-INDOOR-OUTDOOR-PERSONAL-BOAT/RV-

-MINUTES FROM BROOKVILLE LAKE-



11/10/18 Makenna Tullis, 18 years old. Beat dad for the first deer of the season and her first ever buck! 10 pt, perfect 35 yard shot. (Submitted by Michael Tullis, One proud dad!)



Ross Greenwell of Lynn Indiana took his first buck (8 point) with a crossbow on October 25 th. (Submitted by his father John Greenwell)

Roaming The Outdoors

CONTINUED FROM PAGE 4 SECOND SATURDAY AT SALAMONIE LAKE, DECEMBER 8, 2018

Sharon Laupp, a Huntington County Master Gardener, will present a hands-on workshop called “Fairy Houses,” on Dec. 8 at the Salamonie Interpretive Center.

The program is open to all ages and runs from 9 a.m. to noon. Participants will use materials from nature to make a miniature, imaginative world.

Advance registration is recommended. Call 260-468-2127 to make your reservation.

A \$3 fee per participant is payable the day of the event. Additional items will be available for purchase.

Second Saturday is a monthly educational series

of programs at Salamonie Lake.
Property entrance fee is waived for Second Saturday participants.
Campsite reservations can be made at camp.IN.gov or by calling 866-622-6746.
Upper Wabash Interpretive Services (dnr.IN.gov/uwis) is at 3691 S. New Holland Road, Andrews, 46702.
COPIES OF 2019 DNR SPECIAL EVENTS CALENDAR AVAILABLE

Advance copies of the 2019 Department of Natural Resources special events calendar are available in PDF format by emailing specialevents@dnr.IN.gov. You can request a hard copy by calling 317-232-4140. Events are also posted at nature centers and park gates.

After Dec. 1, the calendar will be available online at StateParks.IN.gov/3282.htm or on the DNR cal-

CONTINUED ON PAGE 19



Frame's Outdoor

- Fishing • Hunting
- Rifles • Shotguns • Gun Safes
- Camping • Firewood
- Archery Range • Live Bait
- Western Wear & Gifts

**Whitewater State Park
Brookville Lake
Hunting & Fishing Headquarters
Deer and Turkey Check-In Station**

Call: 765-458-7227
855 South State Road 101
Liberty, IN 47353
Website: www.frames-outdoor.com
E-mail: framesoutdoor@aol.com



A - T & I SERVICE

For all your Agriculture, Lawn & Garden Automotive, Aluminum & Steel Trailer and Service or Parts needs

1414 Wise Road, Cambridge City, IN 47327

PH: 765-478-5917 Website: www.atiservice.com E-mail: sales@atiservice.com

- Country Clipper
- Honda
- Team Stihl
- Featherlite Trailers
- Diamond C Trailers
- Custom Made Hydraulic Lines

Matt's Custom Guns

Hours: Monday - Friday 9 am - 5 pm (Other hours by appointment)




Guns - Ammunition - Scopes - Accessories
Custom Target & Hunting Rifles - Specialize in Reloading Supplies
Gunsmithing - Muzzleloading Guns & Supplies

Authorized Dealer for Freedom Arms, Dakota Arms, Nesika, Kimber, HS Precision & Dillon Precision

3762 N CR 450 E, Connersville, IN 47331

Ph: 765-825-3418
Email: mattscustomguns@yahoo.com





Just in time for hunting season! 167 M/L acres with almost 1 1/2 miles of road frontage in western Franklin County. Farm has 50 acres of meadows with 24 acres in quail set aside and the balance in timberland. There is a driveway to a secluded 4 room house with an older barn overlooking a 1.5 acre lake. PRICE REDUCED TO \$499,000.

Call Dennis Kolb at (765) 265-0611 or Derrike Kolb at (765) 698-4276

RE/MAX PREFERRED CHOICE 1201 MAIN STREET, BROOKVILLE, IN 47012

Gad's Corner

Photos sent to The Gad-a-bout for GAD'S CORNER should contain the following information: date taken, weight, points, length or other identifying information, experience if it's your first hunt or if you want to tell the reader about the hunt, fish caught or other outdoor experience.

The importance of this information is to give the reader enough information so they can appreciate your effort in taking the fish or game. You can also name, in case of a youth hunter or fisher person, the adult who took you hunting or fishing. i.e. Father, Mother, Grandfather, Grandmother, Brother, Sister, Friend.

Send a phone number or e-mail in case I need to contact you. (Note: I don't text or read text messages.) (Note: The Gad-a-bout reserves the right to edit the photo to remove blood, objects or other things to improve the image.)

Send regular size, i.e. square and horizontal rectangular photos. (Note: Large vertical photos can only be used when I have enough space to use them.)

Send Photos to: The Gad-a-bout, 105 E. South St., Centerville, IN 47330 or E-mail .jpg photos to: raythegadabout@gmail.com Questions, Call My Cell Phone: 765-960-5767



Rick Frame took this 6x6 Montana bull elk on October 27 with a 300 Remington ultra mag. Hunting with Rick was his two sons West & Tyler. (Frame's Outdoor Photo (Tyler Frame), Liberty, IN)



Stefen Hastings took this 11 point buck on 11/2/18 with a compound bow in Wayne County. (Frame's Outdoor Photo (Tyler Frame), Liberty, IN)



This is Nathan Riggle pictured with his 8 point buck taken on October 30th in Wabash County. It took a 20 yard shot with his bow and arrow, it field dressed at 196 pounds. (Bozarth Country Store Ryan's Photo, Lagro, IN)



KNIGHTSTOWN LOCKER MEATS AND CATERING

8037 South 575 West, Knightstown, Indiana 46148
765-345-2410 or 1-800-718-6010
www.ktownmeatsandcatering.com
Directions: 1 Mile North of US 40 on County Road 575 West – East of Knightstown

Dan Titus Owner/Operator for 30 Years

DEER PROCESSING includes skinning, cleaning, cutting, wrapping & freezing
Cape removal for mounts (must be picked within 24 hrs. of drop off)
We offer a variety of summer sausages and snack sticks along with many specialty products

<p>Summer Sausage: Regular Hot Summer Sausage Cheddar Cheese Summer Sausage Jalapeno Cheese Summer Sausage Habanero Cheese Summer Sausage</p> <p>All summer sausage comes in approximately 2# rolls</p>	<p>Snack Sticks: Regular Snack Sticks Hot Snack Sticks Snack Sticks with Cheddar Cheese: Snack Sticks with Jalapeno Cheese Snack sticks come in 10 sticks/pound</p> <p>Deer Specialty Products: Deer Brats • Deer Bacon • Skinless Smoked Sausage Deer Jerky • Smoked Ham</p>
--	---

DEER TRIMMINGS: We accept CLEAN, BONELESS, FRESH OR FROZEN deer meat for processing into product. Please use clear plastic food grade bags or containers to store your trimmings. We will **NOT** accept meat in TRASH BAGS because of the chemicals used to produce these bags. Metal Tag Number or Confirmation Number is required with trimmings. NOTE: Jerky is made from the whole round. Bring entire ham whole with bone in for jerky.

24 HOUR DROP OFF COOLER AVAILABLE

DEER MUST BE TAGGED WITH THE ONLINE CONFIRMATION NUMBER TO USE DROP-OFF OPTION

Hours: Mon-Wed-Fri 8AM – 6 PM; Tues-Thur 8AM-5 PM Saturday 8AM-Noon; Closed Sunday
OPEN EXTENDED HOURS AND ON SUNDAY'S DURING FIREARM SEASON

Misfires & Snags



by Dan Graves

INVASION OF THE CRUSTACEAN

According to Websters, the crayfish (*Cambarus diogenes*) is any fresh-water decapod crustacean of the genera *Astacus* and *Cambarus*, closely related to but smaller than the lobsters. That's a mouth full to describe a skittery, flat tailed, multi-legged, bug-eyed critter armed with a couple of vise grips that I call a crawdad. These things look like escapees from Jurassic Park and probably haven't changed much in millions of years of evolution.

Many fishermen value them as fish bait. Personally, I won't fish with something that has nasty little pincers and an attitude. One of my fondest memories of childhood had one of the little prehistoric monsters clamped onto a finger while I danced around screaming and trying to shake it off. I'm not about to reach into a bucket full of them and not expect to have to go through the same routine again. I know they look like miniature lobsters and I love fresh lobster tail, but I was shocked the first time I heard that some people actually eat crawdads. In fact, they're supposed to be a favorite in some Creole recipes.

Some years ago a gentleman named Justin Wilson (he pronounced it "Justone Wilsone" in the Creole tongue), known for his Creole cuisine, praised the crawdad as a fine tasting morsel when properly prepared. So later, when friends of ours invited us to a lawn party, the hostess produced a bucket with five pounds of crawdad tails smothered in a spicy Creole sauce. I decided to see if "Justone Wilsone" was right. I don't know what it takes to be a Creole, but I do know that I don't have a single drop of blood of that breed in my veins. I considered asking our hostess if she had some 10W-30 motor oil I could use to make the things edible. They tasted like they had been dredged out of a mud hole just downstream of the city dump. But, what the heck. I once ate snails that were going under the fancy French name of escargot and I didn't like them either.

Since moving to the lake Judy and I have worked hard for a few summers trying to make a yard out of a pasture. Raking, mowing, tilling and using weed killer was starting to produce results. That is, until the first spring when small volcano shaped mounds of mud began sprouting all over the place. It was a crawdad invasion.

At first I would walk the yard and stomp the hills down, hoping to cut off their oxygen supply. After

closing all the mounds I would lay on my belly and listen to the ground, hoping to hear their pitiful cries and finally the gasps as they slowly suffocated. The next day the mounds would be back in different spots. I quickly learned in crawdad mound stomping not to stomp the fresh ones unless I wanted a thick, gooeey mud squashed all over my shoe. I began letting the mounds harden and then crumbling the dirt back into the holes, hoping to fill them and discourage any more digging. Those armor plated spiders wouldn't take the hint. By midsummer the yard looked like a two acre target range for dropping miniature bombs.

Since suffocation didn't work I decided to poison the little assassins. Snickering under my breath I went from mound to mound, pouring a herbicide down each one. When Judy informed me that we had paid over \$20 for that gallon of whatever it was, I told her to get back in the house. This is war and I didn't want her to get caught in a cross fire. Apparently they liked the stuff because the next day the mounds were more numerous and a lot bigger. It was time to get mean. I began pouring an especially strong insecticide down the holes and then stomping the openings closed. They loved it. I expected to see a herd of them at the back door the next day begging for another dose.

Finally, it was time to bring out the big guns. Armed with a pocket full of fire crackers I mimicked Bill Murray in the movie *Caddy Shack* where he dropped explosives down the gopher holes on a golf course. I would hold one over a hole, light the fuse and drop it in, hoping to give the occupant a concussion. It would slide down what seemed like ten feet and explode with a dull thump. By this time Judy was very concerned and stood on the porch with a telephone at hand, ready to call the white coats if it got out of control. I lit one with a short fuse in the mouth of a fresh, muddy mound, dropped it and it exploded immediately, blowing gooeey mud all over me. Now, I really hated crawdads.

They were back the next year but by then I had devised a sure fire method to rid the lawn of these prehistoric aquatic bugs. A friend and I discussed the problem and decided that apparently they are impervious to any type of poison or explosives. We were going to electrocute them. I designing a schematic using a powerful generator coupled with rheostats, capacitors, a few diodes, and the proper number of resistors to produce at least 12,000 volts. I would shove the positive lead down one hole and the negative lead in another and crank up the generator. The water in their underground tunnels would serve as a conductor and one of two things would happen. They would either be fried instantly or they would shoot up out of the holes like frogs on a hot plate. In that case my friend would be there with his shotgun and blast them.

Crawdad skeet shoot!

We guess we'd have to be careful and wear shoes with rubber soles to avoid our hair standing on end or doing The Electric Booga-Loo. However, I'm sure it will work. For those of you who like the taste of crawdad, this coming spring I'll be offering either deep fried dishes or crawdad gumbo, depending on whether or not the shotgun will be necessary. Look for our future ad in this paper.

Mendenhall

True Value

Help Is Just Around The Corner.



DEER WHISTLES ON SALE HERE

125 S. W. 5th Street
Richmond, IN 47374
765-962-4842

BUTLERVILLE GROCERY

5185 E US Hwy 50
Butler, IN 47223
812-458-6355

Deli • Gas • Grocery
Hot Food • Daily Specials

Military Discount
Call In's Welcome
Dine In • Carry Out
Open 7 Days a Week

EBBING

AUTO PARTS, INC.




Quality Parts with "Experience"
www.ebbingautoparts.com
8 a.m. - 5 p.m. Monday - Friday (E.S.T.)
6090 West U.S. Highway 50
North Vernon, IN 47265
800-678-3105
812-346-1323
Fax: 812-346-8259
sales@ebbingautoparts.com



"ACROSS FROM COURTHOUSE"

HOURS:
Tues - Sat
6 am to 1 pm

Sundays
6 am to 1 pm





Home Cooked Meals

Dine-In or Carry-Out

LIBERTY RESTAURANT

7 West Union St., Liberty, IN 47353
765-458-5223



ACE Scotts Hardware

Junction 31 & 56, Scottsburg, IN
812-752-2991

- WE CARRY A FULL LINE OF RIFLES, SHOTGUNS, HANDGUNS & AR'S
- OUR SHELVES ARE FULL OF AMMO, OPTICS & ACCESSORIES
- WE HAVE EVERYTHING FOR YOUR HUNTING, FISHING & SHOOTING NEEDS
- NOW BUYING GINSENG & YELLOW ROOT



HOURS: 7 AM - 8 PM MON. - SAT. / 8 AM - 6 PM SUN.



J & L SPORTING GOODS LLC

ARCHERY SUPPLIES / BOWTECH BOWS
3D INDOOR ARCHERY RANGE / TECHNO HUNTING SYS.

MUCK BOOTS / RELOADING SUPPLIES
LONG GUNS / HAND GUNS / AMMO
FISHING TACKLE, SUPPLIES & LIVE BAIT

HUNTING LIGHTS / DAN'S HUNTING CLOTHES
GARMIN TRACKING SYS. / DOG LEADS & COLLARS

Owners: Joel & Linda Willis
HOURS: Monday thru Saturday 8 am - 6 pm
Sunday 9 am - 5 pm
200 N. Highway 3 & 7
North Vernon, IN 47265
Phone: 812-352-7123
Fax: 812-953-5961
E-mail: jlsportinggoods@yahoo.com

Pioneer Village

Ethanol-Free Gas Live Bait

Firewood Hot Food

Bio-Diesel Propane

Fishing License and Lots More

Jct of Hwy 256 & Hardy Lake Road
812-794-2769

Fishing Lake Michigan



by Capt. Mike Schoonveld

New Invasives Discovered

A couple of decades ago it seemed finding a new invasive species in the Great Lakes was as common as finding a fish hook in a bait shop. Was it a sudden influx or just because people started looking? Probably because more emphasis on identifying undocumented species was given. Invasives have been showing up in the Great Lakes since the



Sophisticated research boats continue to monitor the Great Lakes for invasive species. (Author Photo)

Erie Canal was opened. As walleyes rebounded in Lake Erie and salmon were established in the other lakes, more and more people became aware of the importance of the lakes and the threats invasive species posed to them. There have so far been 186 invasive species cataloged in the lakes.

While various agencies fought over (and are still fighting over) just who has, should have and should butt out of anti-invasive species regulations, the influx of invasives has nearly ground to a halt. Some say it's because all the possible invasives which could infiltrate and occupy the Lakes have already arrived. Some say it's because of the "swish and spit" regulations put into place over a decade ago. S&S requires ocean going boats to swap out freshwater bilge with saltwater and then sealing their ballast tanks while they are in the lakes. (Ballast water has been the major vector in introducing zebra and quagga mussels, round gobies and other invasives.) Very few organisms can survive both in fresh and salt water. No new invasives have been found in the lakes since 2006.

With ballast water borne invasives curbed or halted, the threat of Asian carp has sucked up most of the available funds dedicated to finding and fighting new arrivals. Asian carp control has become an industry all in itself.

Some are still searching for invasive newbies, however, and Cornell University researchers have confirmed two new exotic species have established themselves in the Great Lakes. Cornell has been monitoring zooplankton populations in all five of the Great Lakes since 2012.

Every spring and summer, Cornell researchers hop on the EPA's research vessel, Lake Guardian, to tow nets across 72 areas in the Great Lakes to monitor zooplankton populations. In recent years, they've included close-to-shore scans, sifting through western Lake Erie's often pea-green waters.

Generally speaking, western Lake Erie has the

most diverse assemblages of zooplankton anywhere in the Great Lakes because of how nutrient rich it is, and how different it is than the other Great Lakes. It's shallow and it's relatively warm - both factors promotes healthy populations of zooplankton. Plankton serves as the base of the food chain because they are the staple of several small fish species' diets.

Cornell's team of six trained taxonomists examine thousands of samples the trawls scoop

up through high-powered microscopes. When they see something unusual they figure out what it is.

Unlike larger organisms, these almost microscopic invasives don't have a commonly used name such as "alewife," zebra mussel" or "fish-hook flea." One of them carries the handle Mesocyclops pehpeiensis, the other is known only as: Diaphanosoma fluviatile.

The first one is a predatory species native to tropical and temperate areas of Asia. It feeds on other species of zooplankton and the larvae of mosquitoes. This little creature was found near Ohio's East Harbor State Park.

Diaphanosoma fluviatile, a filter-feeding zooplankton originally from Central and South America and the Caribbean, was found in the Maumee River near Toledo Harbor. It is quite similar to some native species of zooplankton. While they don't outwardly have characteristics that would make them impervious to predators because this new immigrant is acclimated to warmer weather, it may have a competitive advantage in the summer months.

Mesocyclops is believed to have arrived in the U.S. on aquatic plants from Asia. Researchers speculate Diaphanosoma could have hitchhiked with migratory birds. The arrival and staying power of both species in western Lake Erie remains a mystery to scientists who say it is the farthest north either has been tracked in the Western Hemisphere.

Though neither is considered an "official" invasive species because they have been found in low abundance compared with native zooplankton, they now join the more than 180 foreign species that have crept into the Great Lakes. If they show signs of spreading or out competing native species they may become an official invasive which will open the door to big bucks funding options to study them more in depth as well as to initiate control or elimination options.

THE END

**CAPTAIN
MIKE SCHOONVELD**
AFFORDABLE
**LAKE MICHIGAN SALMON
FISHING IN INDIANA**
FOR 1 TO 4 PEOPLE
Tackle Furnished, Fish Cleaned
www.brother-nature.com

Brother Nature Charters
1-877-SALMON-5

STEVE'S MARINE

AT BROOKVILLE LAKE • 765-458-7527
1156 WEST DUNLAPSVILLE ROAD., LIBERTY, IN



Tagging a trophy buck is great, but not at the risk of doing something unsafe or unlawful. Be sure to play it safe, mind your manners and the rules, this deer season. The above bucks were taken legally. (Author Photos)

Indiana Outdoors



by Joe Martino

Make opening day fun, safe and ethical Author reminds us of some Key points for gun opener

The firearms deer seasons, along with all of the upland bird and small game seasons, are now open throughout Indiana, marking the most celebrated time of year for hunters.

While the firearms deer season is a time that hunters look forward to and cherish, it is also a time that marks a season which requires the utmost in ethics and safety.

It is no secret that deer hunting is absolutely one of the safest activities that one can engage in, yet there are still careless acts committed each year and there are things we can do in order to keep it completely safe and enjoyable.

For starters, when walking into or out of your stand location under the cover of darkness, be sure to use a light of some kind. In theory one would assume that there would be nothing to worry about, but in reality, people have been shot by others who failed to clearly identify their target. Which brings me to another good point.

Absolutely never, ever shoot at something unless you can clearly identify that it is the species of game in which you are after. Do not shoot at “parts” of an animal. And follow the laws regarding legal shooting hours as well, which are ½ hour before sunrise to ½ hour after sunset.

Under no circumstances should you ever climb into a treestand with a loaded weapon. Always be sure to have it unloaded until you are safely in position and settled in. Likewise, always use a pull rope to pull your gun up into the stand with you. Never carry your weapon with you as you climb. Also, be sure that the muzzle of the gun is pointed down as you raise and lower your gun.

Back on the topic of clearly identifying your target. Just as important is knowing what lies beyond your target. Even in a stand, and especially when hunting from the ground, always know what lies beyond your target before taking a shot. Bullets can pass through an animal and continue on their path. And yes, we all miss too, so making sure that the path beyond your target is also clear is crucial. If it is not, do not shoot. It is pretty simple.

Remember, virtually All other hunting seasons are also in at this time of year, so you will be sharing the woods with rabbit, pheasant, squirrel hunters, etc. so do not assume you are the only one in the vicinity.

Each hunter is also required to wear an article of clothing that is solid hunter orange. The minimum requirement is that each hunter must be visibly wearing a vest, coat, jacket or coveralls that are either solid hunter orange or camouflage hunter orange. This requirement applies statewide on both public and private land.

As with safety, there is also no reason to take shortcuts when it comes to showing respect to the animal. It is never a good idea to shoot at running animals or to shoot beyond what the limits of you and your weapon are capable of. The general perception by non-hunters is that

bowhunters wound more deer than those that hunt with a gun, but I honestly disagree. Each year once the guns start booming, I find wounded deer. Be patient and only take shots that you are confident in.

Ethics are also an important part of the hunt. I am not trying to be a downer on the firearms season, but it is true that with it comes plenty of frustration and disappointment for scores of hunters as well – much of it due to irresponsible and careless individuals.

If you do not have permission to hunt on a specific property, then don’t. It’s that simple. And while it is legal to set up right near the property line of a property that you do not have permission on as long as you are on the property which you are allowed to be on, it is not legal to shoot onto the property that you do have permis-

Martino's

Inside Dining or Carry-Outs

= Italian Villa

Restaurant & Lounge

“Homemade Goodness In Every Bite”

Real Italian Pizza • Full Menu



- LASAGNA
- PIZZA
- STEAK
- SPAGHETTI
- SANDWICHES
- SEAFOOD

11AM - 10PM MON - THURS 11AM -11PM FRI & SAT

765-457-9181

1929 N. WASHINGTON • KOKOMO, IN

Your roof is too important to trust to just anyone.

TRUST THE PROS AT HATZELL BROS.



Specializing in Standing Seam Metal Roofs

Residential and Commercial • Several Colors and Panel Options

8649 W ST RD 67, Redkey, IN. 47373

Office (765) 369-4067

Fax (765) 369-4071

email: hatzellbros@comcast.net

FREE ESTIMATES



MANUFACTURER OF METAL ROOFING & SIDING • OFFICE: (765) 369-4067 • FAX: (765) 369-4071
E-MAIL: hatzellbros@comcast.net or Website: www.hatzellbros.com

Joe's

All Natural Beef Jerky



Joe Martino

Direct: 765-434-8598

E-mail: joe@eatjoesjerky.com / Web: www.eatjoesjerky.com

2378 West 350 North, Kokomo, IN 46901

sion on. And honestly, it just isn't cool to set up that close to the property line either – whether legal or not. I am amazed at how many people feel as if they set up right on the property lines. Everybody wants what they cannot have, but the grass is usually not any greener on the other side of the fence, so hunt where you are allowed and do not obstruct others on neighboring properties.

So if you are one of the many who is anticipating this nearly sacred day coming up, your time is near. Go out and enjoy it, just use common sense and act morally and do not assume that everyone else is.

DALE HARDY
SUPPLIES



Custom Leather, Hunting & Trapping Supplies

UTILITY (574) 753-6843

683 N County Rd 225 W, Logansport, IN

GLICKS'

BUTCHER SHOP



WE NOW DO
EUROPEAN
MOUNTS

Complete Processing of
Deer, Beef, Pork, etc.
Old Fashioned Hickory Smoke
Monday - Friday 7 pm • Saturday 7 am - 7 pm
Closed Sunday
7020 Peacock Road • Williamsburg, IN 47393
(765) 847-2528
Our Policy, "Your Own Meat Back!"



Handguns, Rifle, Shotgun Repair, Cleaning & Inspections, Scope Mounting & Bore Sighting, Refinishing and Gunsmithing Services

You can ship your gun directly to PWGR. Call for shipping information. Local Pickup & Delivery of Your Gun Available

For Information or to Set an Appointment Call

765-914-2781

6151 Turner Road Richmond, IN 47374
PrairieWolfGuns@gmail.com

FFL 4-35-177-07-5C-04489

Random Notes from: Prairie Wolf Gun Repair



by Marshall Smith
Gunsmith, NRA Life Member, Retired LEO

More on Sights and The Mauser 98K and Mosin-Nagant

In a previous article I wrote I addressed the front sights and the adjustments to a Mauser to bring it into zero. I didn't discuss the rear sight and should have mentioned that the point of impact was 11.5 inches high with the rear sight at its lowest setting. The battle sights on the German Mauser and Soviet Mosin-Nagant that many of you have purchased are range adjustable out to a thousand meters on the Mauser and 2,000 meters on the Mosin. Note that some believe the range markings on the Mosin are in Russian Arshin which is equal to about 2 1/3 feet. That would change the 2000 to about 1,555 yards. That's still nearly a mile. Wishful Soviet thinking I think. The lowest setting on the battle sight is considered to be the 100 meter setting. With that clarified you can see that it was evident during the testing that the rear sight could not be lowered any further to lower the point of impact, only the front sight could be adjusted, or in this case replaced with a higher blade.

On most of the foreign military surplus rifles being imported into the USA, the battle sights are only adjustable for range. Most of the rifles have windage adjustable front sights. I think the intent for the use of the rifle was that the soldiers would not be shooting long range but would keep in the 100 to 200 meter range. Once the target is beyond the 100 meter range (110 yards) iron sights for most shooter's eyes are only good to get the bullet in the general vicinity of the target. Scopes are needed for sighting assistance at the 100 yard range and beyond. Maybe not for the target shooter who only prints on paper, but for most hunters to consistently place their shots accurately, a scope is preferred and necessary. Coyote and predator hunters depend on a good scope to drop their quarry. And if your eyes are like mine, that is getting older, you'll probably need optical assistance at closer ranges. Yep, I have shooting glasses, computer glasses, and tri-focals. When are they going to come out with auto focus and ranging glasses that don't look like something from the Halloween costume shop?

The military surplus rifles of the WW II and Korean War era were not originally designed for optics. It wasn't until the Vietnam War that with design of the M16 that accessories were designed and added to the rifle to accept optics and other accessories. Mounting a modern scope on the Mosin-Nagant or the Mauser usually requires the battle sight to be removed. There are a few, "no gunsmithing required" mounts that claim to be easy to install. Easy to install is another phrase for works occasionally if you have sufficient tools and expertise to not break the gun or bend the soft aluminum mount. Then after a few shots of 7.62x54(r) or 8mm ammo it comes loose and you go through reinstalling the mount.

There are mounting systems that use the dovetail mount on the Mosin-Nagant and is a stable mount. However, a long eye relief scope is required. A standard eye relief of 3 to 4 inches just doesn't work. To use the standard hunting scopes the Nagants and Mausers must be drilled and tapped for scope mounts. That causes some problems with the straight bolt models and requires the bolts be replaced with a bent handle bolt. The straight bolt's length is really too short to bend and make for a nice job. Often it requires the bolt handle be cut off and a bent handle purchased or made and welded on. ATI makes a bolt handle which can be bolted onto the stub of the Mosin-Nagant's bolt handle after the straight bolt is cut. That also requires that the stock be altered to make clearance for the bolt handle. Not generally a job most Mosin-Nagant owners want to tackle. Another option for the Mosin-Nagant is to purchase a side scope mount and scope which the Soviet's originally designed for the Mosin-Nagant. That can be a pricey option for a relatively inexpensive surplus rifle.

The Mauser is only a little bit better candidate for a modern scope mounting system in that it was designed with a bent bolt. Mounting a scope on top of the receiver requires a good gunsmith and good knowledge of the rifle. The receiver in front of the bolt and over the chamber cannot be drilled through, with the barrel attached. The barrel must be removed before drill and tapping. Drilling above the chamber of the gun without removing the barrel could weaken the chamber wall which will ruin the rifle and possibly cause a rupture in the chamber wall and blow out through the front scope mounting. Possibly injuring the shooter severely. The rear of the receiver is shaped such that a mount cannot sit level. The rear mount location on the receiver has to be milled level. The mounts for the front and rear of the receiver must be of different heights much like Ruger rifles, but a more extreme difference. This is where it becomes necessary to know the formulas for computing the proper height above the centerline of the bore to correctly position the scope. There are other mounting systems for the Mauser 98k, but all require some modification to the stock, receiver, bolt or a combination of the three. If you have a Mauser on which you want to mount a scope talk to your local gunsmith on the options available before investing in a scope or mounts. Keep in mind, this kind of custom work can be expensive.

GUN RIGHTS

This last few months has produced some shocking news reports on shootings around the U.S. When someone wants to kill another person they don't care about the law. They don't care about background checks. Either they have bought a gun legally or not, or stolen someone else's gun. I read an article on how more gun control may be an impediment and not a solution. The shooters were not hindered in any way by some of the strictest gun laws in the United States. Gun control is only used to control those who will comply with the law and abide by government restrictions with little complaint.

That's all for this month. These notes are mine alone and do not represent the opinion or position of anyone, just me. If you have a question or a comment on guns, gunsmithing, gun rights, or, would like to just make a comment email me with your comments at PrairieWolfGuns@gmail.com. I'll answer your questions with the most up to date information available. Some answers may be included in this column as I'm sure there are others with the same question. No question dealing with guns or self-defense is a bad or stupid question. Only those questions not asked.

Remember, B SAR (Be Safe, Be Aware, Be Responsible)

Marshall
PrairieWolfGuns@gmail.com

SERVICE TECHNICIAN

Full Time - Competitive Pay

Position requires knowledge of repairing and maintaining small engines including 2/4 cycle motors, lawn equipment & mowers, tillers, ATV, UTVs, and other related vehicles and equipment. We currently sell ODES-ATV/UTVs, along with Ferris, eXmark, Dixie Chopper, Walker and Honda mowers as well as Echo hand held equipment. We offer a competitive package including flexible schedule, paid holidays, vacation, sick days, plus a bonus program and discounts. Hours: M-F 8:00-4:00, Sat. 8:00-Noon. Apply in person Tri-County Outdoor Power Equipment, 7957 S St Rd 3, Milroy, IN 46156, or send work history and contact information to Steve@TriCountyOPE.com



Esther Lindholm Kaucher, RN
WWII U.S. Cadet Nurse Corps Member
October 12, 1925 - November 5, 2018
(Olan Mills Photo)



Left, Cadet Nurse Corps member Esther L. Lindholm, Sioux Valley Hospital in Sioux Falls South Dakota. Right, James I. Kaucher stationed at Sioux Falls Army Air Force Base, home of the 335th Army Air Force Base Unit where he was attending Radio School. The two met at the Sioux Falls USO Club in 1944, they married in 1947.

Esther Lindholm was a senior at Wentworth high school. She walked a mile everyday to and from school. Before and after school she helped on the family farm near Wentworth, South Dakota.

Esther read in the local newspaper about the U.S. Cadet Nurse Corps and was very interested in nursing. At 18 she was looking forward to her future and the U.S. Cadet Nurse Corps sounded like a great opportunity.

In March 1944 she began her training, her and eight other girls from the local area, at the Sioux Valley Hospital in Sioux Falls, South Dakota. It was 45 miles to Sioux Falls from Wentworth, she couldn't walk there, so her brothers saw to it that she got to and from the hospital.

Before they were accepted into the Cadet Nurse Training Program they had to attend Augustana College in Sioux Falls to study Anatomy, Physiology, Microbiology and Chemistry for three months. Then if they passed an exam on these courses, they went on to the hospital for three years of on the job training plus classroom sessions. Their work schedule revolved around their curriculum and hospital requirements.

In her first month of nurses training (see photo of her in photo above), Esther visited the USO Club in Sioux Falls, nearby was the Sioux Falls Army Air Force Base. She met Jim Kaucher from Richmond, Indiana, he was stationed at the air base. Jim was in school learning to be a radio operator. Originally he had signed up be a pilot (see photo of him in his flight gear above). He had learned to fly okay, but while doing acrobatics training in his plane he passed out due to a sinus infection. He was grounded and sent to surgery to have the problem taken care of, he was in the hospital for a couple of months. After being released from the hospital he was told he wouldn't be able to fly a plane anymore. So he was sent to the Radio School at Sioux Falls, South Dakota to become a radio operator.

When Jim finished his schooling at the Sioux Falls Army Air Force base he was sent to the Azores. Jim was discharged at the end of the war in 1945. He then returned to his job at the Belden Manufacturing Company in Richmond, Indiana.

In 1947 Esther graduated from the nurses training

school, then had to take the State Board exams for two days.

Jim returned to South Dakota soon after Esther had graduated and took her exams.

The two were married on July 5, 1947.

Once in Richmond Esther applied for work at Reid Memorial Hospital. The very next day she went right to work at Reid. Her first position as a graduate nurse was on F2, second shift.

In October she received notice that she had passed the State Board and was officially a Registered Nurse. She continued working on F2 for three years.

In 1950 she became a Public Health Nurse, her responsibilities included VD Clinics, TB Clinics, School Nursing and Patient Home Care.

On December 31, 1956 she quit public nursing, their first daughter, Jeannie, was born on March 10, 1957.

When Jeannie was one and a half years old Esther went back to work as the part-time nurse for the Centerville-Abington School System.

In 1960 after their second child was born, Becky on September 24th, she went back to work at Reid Memorial Hospital until May 31, 1987 when she retired from nursing.

*Run the clock back to the summer of 1955
Enter Roger Allen and Raymond Dickerson*

I don't remember how Roger Allen and I became friends, he lived next door to Uncle George and Aunt Elizabeth Dickerson's home at 105 East School Street. But if it hadn't been for him I may have never gotten to know Jim and Esther Kaucher. Roger lived across the street from them and he introduced me to them.

We became instant friends and the friendship has lasted a life time.

There is one thing that would help me remember when I done things back then if I would have put dates on the thousands of photos I took back then. It must be a family trait too, I've got gobs of family photos handed down to me with nothing written on the back.

One thing that lead me to become good friends with Jim and Esther was our mutual interest in air-planes. Helping that fact is that Jim had joined the

The Life and Memories Of Esther Lorraine Kaucher

by Ray Dickerson

In the ensuing days of World War II it became clear that the United States would face a critical shortage of nurses. As the war continued, the demand for nurses couldn't be met and as predicted the nurse shortage became acute.

What was needed were nursing students who could receive accelerated training facilities with access to a hospital and their services used while they were in training. This way, more graduate nurses could be freed for military service overseas. These plans meant that civilian and military communities received substitute nurse care from student nurses on the home-front.

Congressman Frances P. Bolton of Ohio introduced a bill to establish a special government program to train nurses. The Nurse Training Act (known as the Bolton Act) passed through Congress unanimously. The bill was signed by President Roosevelt on June 15, 1943, and became effective as Public Law 74 on July 1, 1943.

The Cadet Nurse Corps was administered by the United States Public Health Service (PHS). The Division of Nurse Education was established in the PHS to supervise the Cadet Nurse Corps and was answerable to US Surgeon General Thomas Parran, Jr. Parran appointed Lucile Petry, an actual registered nurse (RN), Director of the Cadet Nurse Corps.

The Act "designated student nurses as having answered the call of their country for this vital work" by stipulating that they complete their education with 30 months and pledge themselves to serve in military or essential civilian nursing throughout the war.

In return for taking on this obligation of becoming the Cadet Nurse, the government paid all reasonable tuition, fees, and other training costs and provided a distinctive uniform.

Word of the new opportunity for girl graduates of high schools to enter into the nursing field was spread by the use of posters, pamphlets, radio, movies and newspapers.

WILDFIRE MOTORS

BAD CREDIT, NO CREDIT, NO PROBLEM



CARS ~ TRUCKS ~ SUV'S

4741 National Rd West (Corner of US 40 & Airport Rd) Richmond, IN 47374

CALL: 765-939-FIRE (3473)

E-mail: wildfiremotors1@gmail.com / Website: wildfirerichmond.com

" COMING SOON - BRAND NEW SERVICE BUILDING AND BIGGER SALES LOT "





We Value Your Trust and Confidence

Mills Funeral Home

Serving the Centerville Area

405 East Main Street, Centerville, IN 47330

(765) 855-5342



106 East School Street, Centerville, IN. Jim and Esther Kaucher moved into this home in 1951. I took this photo to remember the memories you see depicted on these two pages. The 1993 Chrysler in the driveway I purchased from Esther when she asked me to buy it. She couldn't drive anymore, so I did. No one could ask for better friends. Jim taught me to drive in his 1956 Chrysler and Esther took me to get my drivers license.



From left to right: Rosie Lindholm Augustadt, Carleen Lindholm Ooms, Jeannie Lindholm Tokheim, Sherry Dickerson and Esther Lindholm Kaucher. Rosie, Carleen and Jeannie are nieces of Esther's who still live in South Dakota. The three were visiting her on April 29, 2015 when I took this photo. See black and white photos below of Jeannie when she spent summers with Jim and Esther in mid 50's. (Photo by Ray Dickerson)



I took this photo on one of my many visits with Jim and Esther after getting off work at Ford's Market, I would guess 1955 or 1956. On this occasion I asked them if they would let me take a photo of them together. (Photo by Ray Dickerson)



At left Jeannie Lindholm, Roger Allen (not in photo) and at right Raymond Dickerson. We played a lot of badminton in Jim and Esther side yard. The photo looks a bit out of proportion due to the distance between the camera and subject. (Ray Dickerson photos)



Left Photo: Jim and Jeannie Kaucher at home in front room with Esther in dining room, back to the camera. Middle Photo: Jeannie Lindholm standing next to airplane at the Boston Airport. Jim too us all to a Fly In - Drive In supper. Right Photo Jeannie Lindholm and Grandfather Joe Kaucher standing in front yard. (Photos by Ray Dickerson)



Army Air Force to be a pilot and did so until he had sinus problems and became a radio operator instead. That same year the summer of 1955 I started working at Ford's Regal Market after my Aunt Kate who worked there helped me get a part time job there.

Above are photos I took between 1955 and 1959, the year I joined the U.S. Air Force. It became a habit after I got off work at Ford's I would stop by Jim and Esther's house for coffee and lots of conversation. I attribute many of my distinct

views on world affairs and my determination to get my point across, to Jim. Our subjects were unlimited. Jim passed away on January 17, 1992 at age 69, one month before his 70th birthday.

CONTINUED ON PAGE 26



GLOVES-WOOL-BLANKETS-PINS-PATCHES-BOOKS-BELTS-KNIVES-INCENSE-AND LOTS MORE

War souvenirs
See Miles or Sharrie
216 South 8th Street, Richmond, IN 47374
Bus. (765) 966-0417
1-800-686-2769
hhq313arty@frontier.com


Fab-Tech
AR500 SHOOTING TARGETS

(765) 478-4191
14271 W US 40 - CAMBRIDGE CITY, IN 47327
1/2 MILE EAST OF SR 1



Riggle-Waltermann

MORTUARY, INC.
32 SOUTH ELEVENTH STREET
RICHMOND, INDIANA 47374
PHONE (765) 966-7684



N.F.D.A.
I.F.D.A.
www.riggle-waltermann.com



Left Photo: River beside Swamp Fox sign 2 weeks after hurricane. Swift current, but water level down. Right Photo: Young boy, younger sister, dad, and author digging for treasure. (Author Photos)

Outdoors



With Rich Creason


South Carolina Treasure Hunt

Late September, 2018, my wife, Susie, and I sat glued to the weather channel on TV. We were watching the approach of Hurricane Florence towards the coast of the Carolinas. The forecasts were saying this could be a category 5 storm with record rain and storm surges. The town which was of interest to us is about half the size of Anderson, where we live. It was staring down the barrel of major damage. While Susie always watches catastrophic weather on the tube, I seldom do. I always figure the forecast will be wrong anyway. But, this time, I was glued to the screen.

Why you might wonder? We were scheduled for our annual South Eastern Outdoor Press Association conference in Florence, SC, right near the middle of the storm's projected path. We were expected to be there just two weeks after the storm landfall. I wanted to see if our trip south was going to be canceled due to hurricane damage.

Fortunately, I was closer to the correct forecast than the professionals. The rain was heavy and storm surges caused damage, but the winds died tremendously after reaching land. Our trip was still a go, and we saw little of the downed trees and limbs we expected. We arrived a couple days early so we could travel the nearby area and do some sightseeing, shopping, and trying some tasty southern food.

As we traveled around, we saw a lot of streets, buildings, and attractions with the name Francis Marion. There even was a Francis Marion University. Back in the late 1950's, Walt Disney had a show on TV called "The Swamp Fox". I watched it every week.



Left Photo: Historical sign about the Swamp Fox along river. Sign torn up by shotgun. Right Photo: Hunters of all ages tried our metal detector hunt. This was the first time detecting for this lady. (Author Photos)



Francis Marion was a General in the Revolutionary War. He and his men would attack the enemy, then retreat into the swamps around Florence County, thus his nickname. We drove along one of the Francis Marion historical trails, visiting various stops with signs depicting events related to his escapades.

As if being under a threat of catastrophic storm damage for a week was not enough, one evening we heard emergency sirens almost constantly for about two hours. We later found police were called to a house to serve a warrant. A resident began firing a rifle at them, killing one officer and seriously wounding six others. An armored vehicle had to be brought in to allow rescue personnel to reach the wounded. Police couldn't fire back because a bunch of children were also in the house. When we left later that week, four of the officers were still in critical condition.

After that, the conference continued smoothly. At dinner one evening, we had a drawing for an outstanding Minelab Exterra 705 metal detector which was donated by the manufacturer. The package also

included earphones, digging tool, coin carrying pouch, hat, t-shirt, and other Minelab accessories. (Check them out at www.minelab.com.) Everyone at the conference, writers, spouses, manufacturing reps, and Convention and Visitor Bureau staff, from a variety of areas, had been asked to drop their business cards into a gold pan we had placed at our display. We drew a name for the detector with accessories which was won by David Hawkins of Mississippi. Another drawing was held for a Garrett carrying bag (www.garrett.com) won by Richard Simms of Chattanooga, TN, and another for a year's subscription certificate to American Digger magazine (www.americandigger.com).

On the final day, the activities were held at Moree's Sporting Preserve (www.moreespreserve.com), just outside Florence. Moree's offers hunting for quail, chukar, pheasant, ducks, deer, and wild boar. They also have sporting clays, fishing, outstanding lodging, and more. This would be the site of our "Treasure Hunt". They allowed us to set up our hunt on a sand beach next to

CABINET FACTORIES OUTLET
OF RICHMOND

SEE US FOR:

- Cabinets By Schrock • Countertops (Granite & Formica) • Sinks & Vanities
- Discount Room Cabinets \$69.00 or less • Free Estimates • We Deliver

633 South H Street, Richmond, IN 47374 - 765-966-3875

Hrs: T-F 8 am-5 pm / Sat 8 am-12 pm / Closed Sun & Mon - Website: cabinetoutletofrichmond.com

DAVE'S TRIANGLE LLC

GUNS & AMMO • BAIT & TACKLE • FISHING & HUNTING SUPPLIES
ICE • SNACKS • SOFT DRINKS • FIREWOOD
"PIZZA & SANDWICHES -LOCAL DELIVERY"

BOAT STORAGE

SUN, MON, TUE & THU 7:00 AM - 5:00 PM
FRI & SAT 7:00 AM - 6:00 PM / WED 7 AM - NOON

Hazel & Dave Wilcox Jr

2955 S. Old Dunlapsville Road
Liberty, IN 47353, 765-458-7106



Left Photo: Three participants in our treasure hunt. We had young, old, male and female hunters trying their luck with a detector, often their first time. Right Photo: David Hawkins of Mississippi was the grand prize winner of a Minelab, Exterra 705, detector with lots of accessories. Everything he needed to start detecting. Many thanks to Minelab for donating this great prize. (Author Photos)



Left Photo: This gentleman has the sand scoop in his hand preparing to recover a target from the sand. Middle Photo: These two college students really enjoyed the hunt. They both kept searching after their limit, returning extra targets to the sand for others to find. Right Photo: Richard Simms of Chattanooga, TN holding the Garrett detector bag he won on our drawing. (Author Photos)

a pond on the property. Susie and I buried about 500 wheat pennies, 125 buffalo nickels, and stamped metal targets with numbers corresponding to prizes on our tables. We would allow each person five or six targets, making sure each one found at least one numbered token for a prize.

We invited the participants to our beach, gave instructions on the working of the detectors we had for use in the hunt, and followed them to the sand to recover some buried treasure. Sand scoops were available to make recovery of the coins easier. We also demonstrated pinpointers which make targets even easier to find. They had eight different detectors from which to choose. We told the participants they could find several items to keep. If any of the targets found had a stamped number, they redeemed it for prizes ranging from hats and t-shirts to old coins and Civil War relics. Approximately 100 people joined us. Many had never held a metal detector before. Several asked where they could buy a machine and

which kind did we recommend.

We had two students who asked when their time was up if they could continue searching if they threw their “finds” back in the sand for the next person to recover. We had numerous different detectors available, and we had participants try one kind and then ask if they could try the other kinds also. We received several offers from those hunting with us to come to various states where they lived and hunt old house sites or nearby beaches with them. We are planning on taking up several of those offers.

This was the fifth treasure hunt we have put on at Outdoor Writer's conferences. We did one for the Outdoor Writers of America in Madison, Wisconsin, another for The Association of Outdoor Writers in Honey Creek Park in Iowa, and the last three for the South Eastern Outdoor Press Association in Alabama, Kentucky, and here in Florence.

Our goal is not to make money since we don't sell detectors or accessories. We just try to have folks

experience the hobby of metal detecting. Not only did we introduce many writers to the sport, but they went home and wrote stories in magazines and newspapers to expand the fun of detecting to their readers. Maybe we will be asked to put on another treasure hunt at the SEOPA conference in Mississippi next year.

After the hunt was over, we were hot and tired. We packed up our equipment and headed back to the hotel. We didn't even take to clean the beach of coins which weren't found. Someone will eventually use a metal detector on this beach and wonder where all the old pennies and nickels came from.

We returned home and just a week later, we found our friends in Florence, SC, were once again under the threat of a major storm. Hurricane Matthew left Texas, headed east, and for the second time in a month, this small town had to endure nature's wrath. All we have to worry about is an occasional tornado.

The writer may be reached at eyewrite4u@aol.com. ■

Why Cook Tonight, When We'll Deliver It right?

\$2.00 OFF ANY 16 INCH PIZZA
BRING THIS COUPON



Pizza King™
Good to the Very Edge!

DINE IN
 CARRY OUT
 DELIVERY

(765) 458-5775

Hours: Sunday thru Thursday 10:00 am - 9:00 pm
 Friday & Saturday 10:00 am - Midnight

201 NORTH MAIN STREET - LIBERTY, IN 47353



Woodruff's Supermarket

10 South Main St., Liberty, IN

Full Service Meat Department

Produce, Dairy, Groceries & General Merchandise

Hours: Monday thru Saturday 6 am - 9 pm / Sunday 6 am - 7 pm

BAKERY - DELI - IN STORE PHARMACY

Donuts, Cakes, Cookies, Pies, & Rotisserie Chicken

"Get Everything You Need At One Handy Location"


Call Us At 765-458-6213

www.woodruffsupermarket.com






Left: Classic Champs - Tom Hankins and Ron Bilbrey 2018 Classic Champions. Right: Classic Runner Up - Bret Cunningham and Keith Lucas 2018 Classic Runners up (Author Photo).



Indiana Slab Masters



by Jim Raymer
President & Founder of the Indiana Slabmasters

Indiana Slab Masters Classic And Year End Edition

On October 20 & 21, 2018 the Indiana Slab Masters fished the 2018 Classic at Lake Shafer on Day 1 and Lake Freeman on Day 2. The weekend kicked off on Friday night when the year-end meeting and banquet. 2018 was a transitional year for the Indiana Slab Masters as my time as the Indiana Slab Masters President has come to an end and we elected the 1st new president of the Indiana Slab Masters since the inception (8 years). The new Indiana Slab Masters President is Joe Rosinski. Joe was voted in unanimously and has been on the board in different capacities for 2-years. Joe served in 2018 as the vice-president. We also had our first official year end meeting since the inception of the by-laws. The meeting went very smooth and the Indiana Slab Masters now has a full new board of directors and a full staff of advisory board members. This club is in good hands going into the future and Joe will do a good job leading the next chapter of the Indiana Slab Masters. Thank you Joe for stepping up and leading this club!

We also awarded our B'n'M Points champs for 2018 on a very close race that wasn't decided until the final tournament. For all intense and purposes it looked like there was going to be a new points

champ for the 1st time in 5 years as the Team of Bret Cunningham and Keith Lucas had a lead going into the final regular season tournament of the year, but our B'n'M point champs Larry Yates and Doug Allen for the last 4 years had other plans and came back to take 2nd place at the final event of the regular season to win the points championship for an unprecedented 5th straight season. Congratulations to Larry Yates and Doug Allen as the 2018 B'n'M Points Champs!

We had a nice banquet, dinner and awarded all the top 10 places of the points race. Congratulations to the top 10 B'n'M Points Race team. Finishing in order was our Points Champs Larry Yates and Doug Allen, 2nd place was the team of Bret Cunningham and Keith Lucas, 3rd place team was Rick and Tyler Zshiedrick, 4th place team was Jim and Rob Raymer, 5th place team was Luke Fishero and Jake Walters, the 6th place team was Rob Jones and Marty Webber, the 7th place team was Ty Smith and Chuck Richart, the 8th place team was Joe Rosinski and Luther McDonald, the 9th place team was Jeff Bookwalter and Dennis Snyder, and rounding out the top 10 B'n'M Points team was Rick and Krissy Hancock. The team of Jeff Yeakle and Jonathan Brumley Won large fish of the year with a 2.34 lb. Slab. Congratulations to all the teams for your 2018 season hard work!

2018 has been a year where we saw many teams struggle this year. This can be associated with a year with a lot of rain, a lot of flooding, and a lot of heat. After talking with many of the teams in the Indiana Slab Masters the overall consensus is that fishing for 2018 was poor. Here's hopes to a much better 2019 fishing wise!

The 2018 Classic was a very competitive event. A little over a week and a half before the classic the weather was still approaching 80 degrees every day. Then a major cold front went through and the temperature plummeted and never recovered through the

end of the classic. As a matter of fact, the weather deteriorated throughout the entire week of the classic and the 1st day (Saturday) was a day that had 60 mph wind gusts during the tournament with high temps both days of 50 to the low 50s for the high.

As always, the best teams figure out the fish and weigh in impressive weights, despite the weather. Finishing in 1st place was the team of Tom Hankins and Ron Bilbrey. Tom and Ron were leading after day 1 with a 6.63 lb. 7-fish stringer from Lake Shafer. Tom and Ron shot docks and jigged around docks both days to capture their first classic win together. Ron and Tom had an impressive 2nd day total weight of 6.19lbs as well with a two day total weight of 12.82 lbs. Ron and Tom have each won Indiana Slab Masters classics on other teams in the past. During the 1st classic in 2011, Tom Hankins and Glenn Gill won the classic together at Mississinewa and Salamonie, and Tom and Glenn won again in 2014 at Monroe. Ron Bilbrey won with Damon Phillips in 2013 at the Geist and Morse classic. This is the 1st classic that Tom and Ron have won together. Congratulations men on a great tournament win and being the 2018 Classic Champions!

Finishing in 2nd place was the team of Bret Cunningham and Keith Lucas. Bret and Keith have had a lot of success in the past few years with the Indiana Slab Masters. Bret and Keith won the 2016 Classic at Mississinewa and Salamonie, and were on the right pattern to repeat this year, but just fell short. Bret and Keith had a solid 2nd place first day weight of 6.03, and a second day weight of 6.07 lbs. but were very consistent each day, and fell just short



765-524-6484
We Sell GIFT CERTIFICATES
Come check out our **OWN, "CUSTOM" JIGGY STIX RODS!**

Flat Out Tungsten	Ark Rods	SUNLINE FC Sniper
Klotz Oil Products	BRUISER BAITS	Cricket Rocket
Wally Marshall Mr. Crappie	Big Diddy Baits	Perfection Lures
Power Pro Slick 8	Dirty Jigs	TOUCHDOWN
	Line CutterZ	
	Lazy One Gifts and Apparel	

OPEN 7 DAYS / YEAR AROUND
Like us on [FACEBOOK](#) [Gittinjiggywithitbaitandtackle](#)
4277 E SR 36 (Corner of 36 & Messick Rd) • Moreland, IN 47360

BOZARTH COUNTRY STORE

ON THE SALAMONIE RESERVOIR



Welcome to Bozarth Recreational Resort located near the Salamonie Reservoir in southern Wabash County in Indiana! BRR is just minutes away from Dora-New Holland SRA boat ramp and minutes from the Salamonie State Park and Horse Camp.

www.bozarthcampground.com

SEASONAL CAMPSITES AVAILABLE
Seasonal Rates - Full Hookups
"SIGN UP NOW"

We Have A Large Breakfast & Sandwich Menu

Campstore / Grocery	Banquet Room w/Kitchenette
Fishing Tackle, Live Bait & License	Arcade Game Room
Camping & Hunting Supplies	Showers (All Year)
Cold & Hot Drinks	Boat Storage (Inside)
Ice - Pizza - Sausage - Hot Dogs	LP Gas Refill Station
Snacks & Sandwiches	Large Selection of Cast Iron Cookware



7309 East 400 South, Wabash County
Lagro, IN 46941
Call: 765-981-4522



OPEN AT 6:00 A.M. - CLOSE "SUBJECT TO CHANGE DEPENDING ON THE SEASON"



Left: Classic 3rd place - Jason Shingler and Mike Arnold 2018 Classic 3rd place finishers. Right: Doug Allen and Larry Yates were the 2018 B'n'M Points Champions for the 5th year in a row

of Tom and Ron. Bret and Keith had an impressive two-day total weight of 12.10 lbs. and finish as the runner ups. Bret and Keith were fishing docks on day 1 and on day 2 they found that the fish moved off the docks and had to fish deep brush piles to catch their fish. Congratulations to our runner ups in the classic and the points race!

Finishing in 3rd place was the team of Jason Shingler and Mike Arnold. Jason and Mike had a solid day one weight of 4.26 lbs. but were still in 12th place after day 1. On the 2nd day of the tournament, Mike and Jason had the heaviest 7-fish stringer of the tournament which propelled them into 3rd place with a day-2 weight of 7.79 lbs. and a two-day total of 12.05 lbs. Jason and Mike were fishing docks on day-1 as well, but on day-2 they found that the fish had moved into deep brush piles as well and had all their success in the deep brush. Congratulations on the 3rd place finish and on a great season! Finishing in 4th place was this year's B'n'M Points champs Larry Yates and Doug Allen with a two-day total weight of 11.0 lbs. On day One Doug and Larry were in 3rd place with 5.41 lbs. and backed up that success with a day-2 total of 5.59 lbs. to solidify 4th place. Congratulations on a great season and a solid classic finish!

Rounding out the top 5 teams was the team of Charlie and Laura Hildreth with a two-day total of 10.70 lbs. Charlie and Laura were in 4th place after day-1 with a 1st day total of 5.17 lbs. and weighed another 5.53 on day-2 lock in 5th place. Charlie and Laura had the right pattern and were solid both days! Finishing in places 5-10 were as follows: 6th place was the team of Ty Smith and Chuck Richart with a two-day total of 10.49 lbs. finishing in 7th place was our 2017 classic champs from the Ohio River last year Durel and Greg Nichols with a two-day total of 10.38 lbs. 8th place was the team of Nathan Noblitt and Shawn Bales with a two-day total of 10.10 lbs. Nathan and Shawn also had a 4-tournament stretch where they won the Big Fish Award! These guys were going into this classic red hot! Finishing in 9th place was the team of Mike Russell and Tim Clepper with a total weight of 10.08 lbs. Finishing in 10th place was the team of Keith Lytle and Jesse Sutherland with a total weight of 10.0 lbs even. Congratulations to all the top teams! Keep an eye open for the 2019 schedule as it will be out soon. We hope to see you all at an Indian Slab Masters event next season! Until then, tight lines!

Roaming The Outdoors

CONTINUED FROM PAGE 8

endar at calendar.dnr.IN.gov so you can check periodic changes in event schedules as they occur. The calendar includes special events at state parks and state forest recreation areas across the state.

Some state parks also offer periodic electronic newsletters with event details. A list of these is at public.govdelivery.com/accounts/INDNR/subscriber/new.

Highlights on the 2019 calendar include the winter dog hike at Brown County State Park on Feb. 2, the Full Moon 5K at Patoka Lake Aug. 16, and “Hoots and Howls Weekend” at Mounds State Park on Oct. 25-27. Easter egg hunts, paddling events and fireworks are also on the schedule among other events.

"In addition to these special events, our interpretive naturalists offer a wide range of hikes, talks and other outdoor experiences to introduce Hoosiers to our natural and cultural resources throughout the year," said Ginger Murphy, deputy director of Indiana State Parks.

For camping reservations, visit Camp.IN.gov (available 24 hours) or call **1-866-6CAMPIN (1-866-622-6746)** between noon-8 p.m. Reservations can now be made year-round up to six months in advance to ensure that you have your favorite campsite.

For reservations at Indiana State Park Inns, visit IndianaInns.com or call 1-877-LODGES1 (1-877-563-4371).

**"ENDANGERED" GUARDRAIL ON I-69
IN CONSTRUCTION ZONE**

Madison County – Two crashes yesterday at the 230 mile marker of I-69 north bound, in the construction zone, caused north and south bound lane restrictions and snarled traffic for hours as crews worked to repair the same section of guardrail...twice.

The first crash happened yesterday morning just after 7 a.m., when troopers were called to the north bound lanes of I-69 at the 230 mile marker for a semi that was jack-knifed blocking both lanes. The trailer of

the truck had swung around and wiped out several feet of guardrail just off the right side of the road. A car was also pinned against the concrete barrier wall in the left lane; luckily there were no injuries.

The crash had traffic snarled for hours as crews worked to remove the truck and repair the guardrail. Crews had to route one lane of I-69 NB onto the south bound side as they worked to repair the guardrail and remove the truck. Crews finally got the guardrail replaced and both lanes of north bound I-69 reopened just after 4 p.m.

Then at 6:15 p.m. troopers were called back to the 230 mile marker north bound for a report of an overturned semi tanker truck in the ditch. Trooper Blake Stephenson arrived to find a tanker truck on its side off the right side of the road, with the newly repaired guardrail destroyed for the second time in one day. Luckily there were no injuries in the incident, but I-69 north bound had to be closed for approximately 40 minutes for crews to remove the semi.

Master Trooper Ron Huff, who has investigated and assisted with several crashes at that location, stated that “Entering the construction zone the signs clearly state that trucks are to use the left lane. If they use the right lane, and get their right tires off onto the soft berm, it simply pulls the truck off the road into the guardrail. Most of these incidents could’ve been prevented had the truck drivers simply followed the signs and used the left lane.” The construction zone, which runs from around the 226 mm to the 234mm, is due to reopen lanes and shut down work for the winter later this month

'BEST OF INDIANA' CAMPAIGN RANKS FAVORITE STATE PARKS

Turkey Run State Park was named the best state park in Indiana by the Indiana Office of Tourism Development's 2018 Best of Indiana people's choice campaign.

Turkey Run topped the list, with Brown County

CONTINUED ON PAGE 23

LOG HOME CENTER AND SUPPLY

QUALITY - INTEGRITY - TRADITION

10% Off all Yeti coolers
* Gear with ad

NOW IN STOCK
YETI

LOGHOMECENTER.COM - 1.800.773.6223
16907 MYSTIC RD . NOBLESVILLE, IN . 46060

DAVIS TOWING & RECOVERY



"We can take care of any of your recovery needs"

Water Recovery / Water Flotation Bags / 8 Certified Staffed Divers

709 West 1st St., Rushville, IN 46173

Website: davistowingandrecovery.com / Email: davistowing@frontier.com

1-800-722-0008

News of Native American Indians in Indiana



by Shirley Willard
Fulton County Historian, Rochester, Indiana

Trail of Death Caravan Across Illinois

Led by Rich Meyer, Elkhart, our Potawatomi Trail of Death Commemorative Caravan crossed into Illinois Sept. 18 at 11 a.m., driving past the Trail of Death historic highway sign at Turtle Run golf course. We ate lunch at Danville in Charlotte’s Restaurant. This restaurant is owned by Ryan Quick, grandson of Paul Quick, who erected the Trail of Death marker at Ellsworth Park in 1993. It is a lovely little restaurant with outside seating and blooming flower bushes.

As we traveled Peggy King Anderson read sections from her book “Two-Moon Journey” which is about a little girl on the 1838 Trail of Death. Also Rich Meyer read the diary written by Jesse C. Douglas while he was on the 1838 emigration, not yet called the Trail of Death.

We tried to stay together but some got behind and needed help to find the caravan. Some had to make “cornfield stops” when we were not close to restrooms.

Carmelita Wamego Skeeter’s grandson, Chris Osborn, was in the last car and would tell us when it made the turns and then say “Quack quack” because he was the tail end.

We passed Trail of Death historical markers at Catlin, Sidney, Sidorus, and Monticello. At Decatur we visited Mueller Park and talked to Millikin University people. We also met Dale J. Travis, Decatur, our volunteer webmaster, who has posted the map and all our photos, travels and more on our website www.potawatomi-tda.org. We had dinner with MU students, faculty and staff, generously catered by the Office of Inclusion and Student Engagement.

On Sept. 19 we drove by the Niantic Trail of Death marker, and walked around the Old State Capitol plaza in Springfield. We had lunch at Subway in New Berlin.



Bob Pearl describes the historical marker for his family and the Trail of Death at St. Boniface Church, Quincy, Illinois. Bob is a descendant of Theresa Slavin, a little girl on the 1838 removal from Indiana to Kansas. Bob is 92 now and has traveled on all seven of the Trail of Death Commemorative Caravans, held every five years since 1988. Bob grew up in Kansas, was in World War II, and now lives near Cleveland, Ohio. He is a member of the Citizen Potawatomi Nation, which has headquarters in Shawnee, Ok. (Author Photo)

Robert Hitt’s tree farm has a huge oak tree that is so big it takes six people holding hands to reach around it. That tree was there in 1838 when the Potawatomi went by.

Jacksonville has changed its downtown public square since the last time we were there five years ago. It no longer has the sunken amphitheater.

We drove by the Trail of Death sign at Exeter, wet our feet in the Illinois River at Naples, and visited the Mountain family at Perry, Illinois. This family had Potawatomi ancestors and erected the historical marker at Perry. They had attached a metal plaque to a stone “mountain” made of cement and stones. But the stones are falling off so they said they will get a boulder to replace it. We encourage people to use real boulders, about four feet tall, for markers because boulders are the most nearly permanent things on earth.

We drove by the Trail of Death marker at Liberty and at Mill Creek by the stone quarry. Local people told us they will move the marker at the stone quarry so it can be seen more easily.

Our next stop was St. Boniface Church, Quincy. A huge boulder with large metal plaque was erected there by the Pearl/Slavin family in 1995. Jerry Pearl had hauled a huge red rock from his farm at St Marys, Kansas. Jerry fell down steps recently,

breaking several bones and is in a hospital.

John Gephardt led us through Mounds State Park to see the Trail of Death sign. He and his group, Friends of the Log Cabin Village, hosted a potluck supper for us at Quinsippi Island Park. The Mayor of Quincy, Kyle Moore, gave us a proclamation declaring Sept. 19 as Potawatomi Day. The proclamation was presented to George Godfrey, who passed it on to Shirley Willard, to place in the Fulton County Museum, Rochester, Indiana, the official repository for Potawatomi Trail of Death Association.

Hundreds of Guns in Stock!



Guns - Muzzleloaders - Ammo - Crossbows - Targets

201 E. Main St. | Portland, IN 47371

260.766.1426

sales@1shotsports.com

Join our VIP Text Club for Special Deals

Text: 1SHOT | To: 40518

www.1ShotSports.com





2 Salisbury Rd., Richmond, IN

Complete Auto Service

"Work at a price thats fair from people who care"

- Tune-ups
- Brakes
- Transmissions

- Major engine work
- Cooling system service
- Towing

Courteous, Friendly Service

Questions? Just Ask! We're Here To Help!

Pick up & delivery service available

CALL US TODAY

765-935-3849





Specializing in

FIREPOWER

Guns • Ammo • More



DEPUTY BIG SHOT

deputybigshot.com

812-866-5299


10214 W Deputy Pike Rd • Deputy, IN 47230

10 miles Northwest of Historic Madison, Indiana

Mon-Fri 8am-6pm • Evenings & Weekend Hours by Appointment

PLEASE SUPPORT THE
ADVERTISERS IN THE GAD-A-BOUT
WITHOUT THEM YOU WON'T BE
READING IT ANYMORE
THAT'S A FACT!

DAVIS
TRANSMISSION



Randy Davis
Owner

765-962-9744
705 North West 5th St.
Richmond, IN 47374

INDIANA'S LARGEST HENRY RIFLES DEALER
SOUTHEASTERN INDIANA'S
LARGEST GUN TRADER!



MIKE MENTZ
812-663-2030
www.gunsandtacklegreensburg.com

1207 NORTH LINCOLN STREET, GREENSBURG, INDIANA 47240
Hours: Tues. thru Sat. 10 am - 6 pm / Closed Sun. & Mon.

- CASE KNIVES
- LARGE SELECTION OF CONCEAL CARRY GUNS
- TRAP GUNS - 17 HMR RIFLES
- RELOADING COMPONENTS
- HUNTING & TRAPPING SUPPLIES
- NITE LITES

"SPECIAL ORDERS & LAYAWAYS" 



SCHWERING SAWMILL & HARDWOOD, LLC.
Dan Schwering Owner

Quality Timber Sourcing,
Sawing & Hardwoods

949 West County Road 400 South
Greensburg, IN 47240
812-871-4131 Mobile / 812-662-7794 Office
schweringsawmill@ourlook.com

THE GUN DEN



Buy - Sell - Trade

FOR ALL YOUR OUTDOOR & HUNTING NEEDS
A Large Selection of Kimbers in Stock
ALL LONG GUNS ON SALE





We do special orders and layaways
337 Roosevelt Dr. Shelbyville, IN 46176
(317) 398-3852
CHECK OUT OUR WEBSITE AT www.thegundenonline.com



Tactical-picatinny-flashlight mounting. (Author Photo)

Blue River Outdoors





by Steve Dake
Home Defense

The Gun Den 337 Roosevelt Dr. Shelbyville Indiana 46176 (317) 398-3852 new product for this month is the BH Home/Personal Defense Optimization Kit. Model HomeDefensekit. This Package will provide any picatinny rail equipped gun (Glock, S&W. CZ etc.) with night use capabilities without needing to change holsters for under barrel mounted flashlights. Picatinny belt holster for flashlight mount included in the kit. Also included in the package - Two fast-access magnets for mounting a handgun under a bed, table counter, on the wall etc.

- Package includes:
1. Tactical Flashlight
 2. Flashlight mount for picatinny rail
 3. Picatinny belt holster
 4. Two fast-access Magnets for mounting a handgun under a bed, table counter, on the wall etc.

Flashlight Characteristics:
Compact size
XML L2 Cree LED
Five-modes: High,Mid,Low,Strobe,SOS



Home-defense-Kit 2. (Author Photo)

Aerospace grade aluminum alloy material, case made through CNC machining, military level 3 stereoplasm anodic oxidation , wear-resisting

Double Safety Control Function: this light-weight flashlight is protected from improper battery installation. Moreover, low voltage protection function makes the flashlight automatically adjust modes when the battery runs low. Over-heat Protection adjust brightness levels to avoid over-heating.

Lumens: 500LM MAX
LED Color temperature: 6000-6500K
Battery: Powered by 1 Rechargeable 18650 battery (included together with charger, usb cable and lanyard)
Dimensions: 126mm(length)× 24mm(diameter) × 24mm(head)

Very fast installing and removing of the flashlight from the picatinny rail. Belt holster provides the opportunity for convenient and discrete carry of the flashlight.

Price ranges from \$94.95 to \$129.95

The Gun Den has a large selection of firearms in stock for you to look at or visit our website at thegundenonline.com for specials. We also find hard to get firearms for collectors or just wanting to replace an old firearm that you had when you was a kid. We also do fund raisers for organizations or any reasons to raise funds for the need. Call (317) 398-3852 for more information. We can help you raise hundreds to thousands of dollars for your group.

I would like to do an article on unique and unusual wildlife here in Indiana that was caught on game cameras (like large bucks, colored deer, bobcats etc). Please send pictures to Steve Dake at sdake@sbcglobal.net with your name, when it was taken and what county it was taken in. ■




Home-defense-Kit 1. (Author Photo)



Top Left Photo: Christmas card designed by famed local artist Fritz Conwell for the family of Dr. Smelser who lived in the Newkirk mansion during the 1940's. Top Right Photo: Handcrafted gift shop items. Bottom Left Photo: Books about local history make great gifts. Bottom Right Photo: The Connersville built Krell auto grand piano has been restored. (Author Photos)

Whitewater Valley History



by Donna Schroeder
Fayette County Historical Museum

We are Thankful!

Our museum is finally open! Every Saturday and Sunday, from 10 a.m. til 4 p.m., our volunteers are there to welcome guests! The Grand Opening in October was a huge success!

There were a couple of events that put a damper on the occasion. Those of you who are faithful readers might remember the article I wrote a few months ago about our dear member Charlie Hughes. Charlie was one of the faithful. We could always count on him to be there to guide people through the exhibits, especially the military section. His real interest was Civil War history, and he knew everything about it. Charlie's health had failed the past year, and he passed the morning of our grand opening. It was a bittersweet day for all of us, knowing how excited he was about how the project had progressed.

Our other loss was Mike Crowell who passed away days before. Mike's area of expertise was Fayette County history. He lived on a farm that bordered the Treaty Line, and he knew everything there was to know about the Native Americans who inhabited the piece of land he loved so much.

Charlie and Mike were both well into their 90's. They had seen so many changes, but they lived in the present while they treasured the past. I'm thankful for having known them and called them my friends. That's why I encourage each of you to share your memories. If you're younger, I encourage you to listen carefully to what your elders have to share. Write it down. Make notes on photos. Remember that not printing things out adds the risk of losing those precious memories, so don't rely on all those pictures that are on your phone or in your computer. Modern technology can be fickle.

On a happier note, people appear very pleased with the work Historic Connersville has done to preserve our county's history. It's gratifying to see the classes from the local schools come to visit, hoping it will encourage them to value our past and give them a feeling of belonging to our community. It's great to visit with the adults who worked in our factories during times of war and peace. One of my best moments was taking a photo of a lady who worked in the American Kitchens office, standing in our kitchen with some of



those cabinets.

We have been so blessed to have the support of local businesses and individuals who have donated products and labor to make our endeavor successful. We have a dedicated group of volunteers. There is never an admission fee for the museum. We depend solely on dues and donations, so having volunteers and donors is essential to our survival.

As word of our progress spread, many people have opened their attics and trunks to search for items to add to our collection. The school section is a great example. The demise of small township schools meant that there was memorabilia that folks were willing to share

RIHM INC.
CAMBRIDGE CITY
INDIANA 47327
FOODS

CUSTOM HOG & BEEF PROCESSING
"Venison Sausage and Hams"
Custom Curing
Hickory Smoked Hams & Bacons
CATERING
(765) 478-3426 1-800-846-6328
www.rihmfoods.com

Like a
good neighbor
State Farm
is there®



CARL SHARP
27 W. Union St. Liberty, IN
458-5574 or
800-974-5574
www.carlsharp.com



State Farm
Insurance Companies
Home Office
Bloomington, Illinois

Fabulous
FAYETTE COUNTY
A Great Place To Be!
www.tourconnersville.com
*See the sights, ride the rails,
Enjoy the river, hike the trails.
There's much to see and do in one of
Indiana's most scenic and historic areas!*

*Fayette County Historical Museum
Canal House * Whitewater Valley Art Association
Whitewater Valley Railroad * Roberts Park
Mary Gray Bird Sanctuary * Historic Elmhurst
Historic Downtown District * Shopping * Dining
Camping, Fishing, Hiking and so much more!*

in memory of their schools. We now have items from all the small high schools that dotted our county.

The Krell player piano was restored due to a grant obtained by the local Questers Club, a group dedicated to preservation. On your visit you can hear this Connersville built piano play - using legs rather than hands! It's a great attraction!

We are working hard to make our museum a place where we honor the craftsmanship of the past and the present. Much of what we are offering in the gift shop is the work of local artisans. Baskets, pottery, hand loomed items, and artwork have been added so far, and we hope to have more.

Between Thanksgiving and Christmas, we will be hosting Merriment at the Museum. Local businesses and organizations will decorate trees that are themed to their trade or activities. The public is invited to come and cast a vote for their favorite tree. We're hoping to make this an annual event. We would love to have you join us for a tour and refreshments. Hours will be 10 to 4 weekends November 23rd thru December 16th. We will also be open November 22nd from 10 to 4 for those of you who aren't participating in the Black Friday shopping spree.

Saturday, December 1st . is Connersville's Winterfest. We will extend our hours that day to 10 a.m. to 8 p.m. and encourage everyone to come to town for a carriage ride and shopping, in addition to visiting us.

Another addition to our location is our genealogy and history area. We hope to collect many family trees, as well as being available to aid families and individuals in their searches for family and local history information.

We are blessed to live in an area of the state that has such a rich legacy. I'm thankful for the opportunity to act as the county historian. As we continue to sort through years and years of acquisitions, we are still finding many items that we can display or return to the counties that would like to have them in their collections. In meeting with my counterparts from other counties, I've learned that most museums are interested in returning items to their origins.

And, like all of you, I'm thankful for family and friends. That's the real reason for the original Thanksgiving feast. It was a meal that celebrated the blending of two very different cultures. Wouldn't it be wonderful if this Thanksgiving could bring that same sentiment to a country that appears to have forgotten that every human being in our country brings something to the table – figuratively, if not literally?

Wishing you and yours a Happy Thanksgiving and hoping you will be able to visit us soon in Fayette County. The museum is located at 200 W. 5th Street. Come see us!

Hunting The Big Ones



by Mike Lemen

IT'S FINALLY HERE

Once again it's that time of year. For some of us it started the first of October, but for most it's time to wash the clothes, hang the stands, tune up that old ATV (that hasn't been used since last season) and now decide what gun you are going to use that first morning. Some will take that old 870 with the slug barrel that dad used and others can't wait to try out, that new 30-06 that can reach out there for the kill.

I myself have been ready for quite sometime. I really enjoy archery season, normally quiet, and calm. The deer aren't nervous from all the commotion and everything is usually pretty laid back. Although this year it started Way too hot, then really wet from all the rain and then the 50 mph winds. So with all that even though I've been ready for quite some time, I haven't spent many days in the woods. So this season I'll be like most waiting for that big day in November when we get out the heavy artillery in search of Daddy Big Buck.

I got a late start in Deer hunting. I'm in my 60's now and didn't start until I was 30. It was much simpler then. It was pretty much shotgun or no gun. About that time pistols were made legal and inline muzzleloaders were just getting started. So the choices were limited. You went to the hardware store and bought a deer tag (for a buck). You couldn't get a doe tag unless you applied through the state for a bonus tag, via snail mail (computers weren't used for all that stuff yet). After you harvested your deer the lines at the local hardware store were long, (mine was Scotts Ace Hardware in Scottsburg) as everyone in town cruised in and out of the lot all day looking for those antlers sticking above the bed of some



My first buck was a small 6 point taken with a S&W 44 Mag on my first trip out (beginners luck). (Author Photo)

lucky hunters pickup. Instead of these days sitting at the computer and checking in online, it took an hour or so to get that metal tag, get your picture taken, and tell your hunt story at least 10 times, then drive around a while before hanging it in the yard for all to see.

Don't get me wrong. It sure is nice not to have to get back to town before the check in closes. Sitting in the warm house, checking it in and not having to get back out in the rain. Printing the confirmation and you are done! I don't want to make myself sound old, but before computers, those were great times we won't ever forget.

My first deer was a small 6 point taken with a S&W 44 Mag, on my first trip out (beginners luck). These days my weapon of choice is usually a Rock River AR, in 458 Socom, why?....Because I can...Thank you N.R.A. Bull still have the S&W just in case I want to.

Regardless of when you started, what you hunt with or what you have taken, be sure of all the rules and regulations. Make sure sights are on so not to miss the big one. Be sure weapons are safe, know your boundries and be courteous to all the hunters and landowners that let us hunt.

But most of all be Safe and take someone new hunting. Just think of everything you would have missed if they hadn't taken you! **HAPPY HUNTING,** Mike Lemen Pres. C & T CYCLES INC, & head coach Scottsburg High School Archery.

Roaming The Outdoors

CONTINUED FROM PAGE 19

State Park coming in second and McCormick's Creek State Park placing third.

Turkey Run is located in Marshall and is known for its gorges and views of Sugar Creek. Brown County State Park is located in Nashville and has been nicknamed "The Little Smokies for its hills and vistas. McCormick's Creek, Indiana's first state park, is located in Spencer. There, visitors can explore limestone caves and waterfalls.

Rounding out Hoosiers' top 10 state parks, in order, were Indiana Dunes State Park, Spring Mill State Park, Pokagon State Park, Clifty Falls State Park, Shakamak State Park, Patoka Lake and Chain O'Lakes State Park.

To decide which park is your favorite, you'll need to visit them all. Learn more at stateparks.IN.gov.

FIREWOOD OPPORTUNITY AT MISSISSINewa LAKE

The public is invited to cut certain downed trees in designated areas at Mississinewa Lake for firewood.

Trees eligible for firewood have died as a result of natural causes, been dropped by property staff or were blown down during storms. Trees along road-sides or in public areas of the property may be available to the general public to cut up and haul away as firewood from Nov. 5, 2018 to Feb. 28, 2019.

The program will require each participant to fill out and sign permits and waivers before cutting. The cost will be \$10 for one load. Multiple truckloads may be purchased at the time of purchase; however, all firewood must be removed on the date for which the permit has been issued. No refunds will be issued.

All proceeds from firewood permit sales are used for resource management and restoration efforts,

CONTINUED ON PAGE 25



(812) 752-5466

We Service All Major Brands Of Motorcycles, UTV's & ATV's

From Minor Service To Complete Rebuilds

Triton Trailer Authorized Dealer

Many Utility Trailers In Stock

Hwy 31 South in Scottsburg, IN Just Off I-65

30 Mile North of Louisville 85 Miles South of INDY

E-mail: xlch1@mw.twcbc.com

Pioneer Restaurant

Brookville, Indiana
(Behind the Courthouse)
765-647-7935

- Full Breakfast Menu (Mon - Sat)
- Daily Lunch Specials
- Open Early, Open Late (Mon - Sat 7am - ? Sun 12 - 12)
- Ice & Carry-out Available
- Where good food, friends & spirits come together
- Steak, Chicken & Seafood

"Great Weekend Boat & Bike Parking"

A-1 LOCK & SAFE SHOP
765-966-2597

Tri-County Awards
765-966-0757

SignGrafX
765-962-3636

THE GAD-A-ABOUT
CALL TOLL FREE 1-877-805-4237

1001 South "E" Street, Richmond, IN 47374



Left Photo: Kevin Sheets from JR’S Gutter Service runs out the continuous gutter from the back of their truck while Emanuel Fishers guides it to the end of the barn. Right Photo: I took this photo today November 10, 2018, showing the completed gutter work including leaf guard which they came back and added to the gutters on October 15, 2018. As you can see they did a really good job. When we got that day after day rain a week or so ago, no flooding, what a relief! (Author Photos)



Left Photo: Kevin Sheets climbing ladder to finish attaching the straps that hold the gutter to the barn on north side of barn. Middle Photo: Emanuel Fishers preparing a leaf guard section which will be attached to the previous placed gutter to let the water run through and keep the leaves out. They work too! Right Photo: JR’s Gutter Service truck. Contact JR’s Gutter Service, Continuous Aluminum, Box 302, Fountain City, IN 47341, Ph: 765-847-2298. (Author Photos)

A Cure for 26 Years of Flooding

by Ray Dickerson

After our father passed in 1992 I was the only one who wanted the old home place, mostly because it was zoned business. In the years prior to that time living at home and visiting in the years between I had never saw the barn flood. I didn’t see I had a water problem until after a large amount of rain fell after I took possession. I soon discovered two major changes had occurred since moving away from home and returning years later. The town had put a sidewalk on the south side of East South Street from Morton to 4th Street. Where it run along my barn it was up against it and the sidewalk slanted downward causing rain water to run east along the barn to the east end. Dad got a cement mixer and laid several cement projects on the property including a floor for a porch for mom, a new sidewalk between the house and mail box, and he cemented the approach to the garage door on the east end, which met the sidewalk on the same level. I found that in a heavy down pour water steadily ran east along the barn turned right onto the cement in front of east garage door running into the barn. Also on the west end of the barn they had put a dip in the sidewalk to access the garage door on the street side of the barn.

Dad’s new sidewalk dammed water between it and the barn on the south side causing water to gather and flood the west end.

I lived with the problem for 26 years trying different methods of stemming the tide until August 2018 when I called JR’S Gutter Service in Fountain City asking what it would cost to put continuous gutters on my 66 foot barn. I told him I needed to connect the north and south gutter on the east side, run down spouts into a funnel to fit in a large water tank and dispersing the water away from the barn in a gravity flow discharge hose.

A man from JR’S Gutter Service came by to see what needed to be done. I showed him what I wanted to do. He looked it all over, done some figuring, gave me an estimate. I told him I wanted it done.

On August 16, 2018 I got a call from the owner, Lawson Ward, Jr. telling me his crew would be there the next morning.

The next morning I headed over to my office, which is in the old home place, behind the barn. Talk about good timing, I didn’t know when the gutter crew would be there, but we arrived there at exactly the same time.

The crew included Kevin Sheets who has been doing gutter work since 1981 and Emanuel Fishers who’s been at it for ten years.

I showed them what I wanted to do. They verified that was exactly what was given to them to do. I told them the water tank hadn’t come in yet. I would call

them when I needed to hook it up.

I went back to work in my office working on the September Gad-a-bout. I went outside just as they were cleaning up and getting ready to leave. I asked for the bill, but was told me I would get invoice in the mail. I thanked them and they were off to another job.

My water tank I ordered did not arrive when I expected it. So I bought some large downspout extensions attaching them to the two downspouts to disperse the rain water away from the barn. I soon found out I had a leaf problem, the leaves backing up at the extensions.

So I called JR’s Gutter Service again asking if they could install a leaf guard to my gutters. He gave me an estimate and put me on the waiting list.

I got a call from JR’s telling their crew would be here the next day. On October 15th the crew arrived, Kevin and Emanuel again.

They got right to work. I watched them for a little while. They climbed those ladders and worked from them so steadily. I’m a little bit leery climbing them now.

Soon they were finished, I thanked them and off they went to their next assignment.

Since then we had that day after day rain not so long ago. The water flowed and no leaves got in the tubes. Perfect!

You need some gutter work? Call JR’s Gutter Service **765-847-2298**, tell who ever answers you read about them in **The Gad-a-bout**. ■

Marion’s Greenhouse

4 miles North of 256 on Hwy 3, Deputy, Indiana
812-866-2856/701-2240

- **FRESH WREATHES & GREENERY**
- **POINSETTIAS - GIFTS**
- **WINTER CEMETERY SADDLES**
- **ALL OF YOUR GARDENING NEEDS!**

Justin Double-H • Rocky **RED WING SHOES**

Shoe Repair Available
MILROY SHOES
9214 S. State Rd. 3, Milroy, IN 46156
Mon-Thur 8 - 5 / Fri 8 - 6 / Sat 8 - 3 / Closed Sun
(765) 629-2109

VISA MasterCard DISCOVER American Express

Riverside Sporting Goods

1811 N. Washington St.
Marion, IN 46952 • 765-662-1590
Family Owned & Operated
Manager: Chad Phillips

Fishing • Live Bait • Tackle • Propane
Ice • Hunting • Guns • Ammo • Archery
Personal Protection • Canoe Rental
U-Haul Rental - 765-664-7939

METAMORA, INDIANA CHRISTMAS WALK SCENES



Top Left: Metamora Christmas Walk Poster. Top Right: Christmas Reflections of the Whitewater Canal in Metamora. (Robert Scott Photo) Bottom Left: Bridge in Metamora at night. (Gail Ginther Photo) Bottom Right: Metamora Evergreen Santa.

Celebrate The Holiday Season In Indiana's Canal Town

Things kick off with the Tree Lighting on Saturday, Nov 17th but really get going during the annual Metamora Christmas Walk. Beginning Thanksgiving Weekend, the town is decorated and lanterns are lit along the canal at dusk for four weekends. On Friday and Saturday evenings the shops stay open until 10 PM, and Santa can be found in his house by the boat dock on Saturdays after 6 PM. A Christmas tradition for decades, many families

plan an annual outing to Metamora to enjoy all the sights and sounds of the season. Whitewater Valley Railroad offers excursions from Connorsville to add to the experience. Visit their website at www.whitewatervalleyrr.org for schedule and ticketing information. While in Metamora be sure to check out many unique businesses. Granny's Cookie Jars and Ice Cream Parlor has the world's largest collection of cookie jars (they hold the Guinness World Record). Mr Fudge Confectionery features hand made goodies made right there in the store, including chocolate dipped pretzels and tortoisés as well as fudge. New

this season is Circle R Candles, featuring homemade scented soy candles, on the back row in the Duck Creek Crossing area. While down in Duck Creek, be sure to stop by Jillsophine's Donuts for some tasty treats. If you need to make a stop to refuel, keep The Martindale House, The Farmhouse, Gold Diggers Family Diner, The Canal Diner, and Duck Creek Restaurant in mind. Find out about Indiana's Canal Town at www.MetamoraIndiana.com and visit our Facebook page for Metamora Old Fashioned Christmas Walk.

Roaming The Outdoors

CONTINUED FROM PAGE 23

including replacement of trees in campgrounds and other public areas. Permits will be for one day only and may be acquired prior to or the day of cutting at the park office from 8 a.m. to 3 p.m. Times for cutting will be limited to 9 a.m. to 5:30 p.m. on weekdays. Cutting will be prohibited on weekends. Protective gear is required and consists of (but is not limited to) helmets, chaps, gloves, leather boots, hearing and eye protection. Firewood may be cut up to 30 feet from roadsides in designated areas; however, vehicles are not allowed off roads. The use of

tractors, UTVs, and ATVs is prohibited. Firewood moved from the property must comply with DNR firewood rules, which can be found at firewood.dnr.IN.gov. For more information, call **765-473-6528**, between 8 a.m. and 4 p.m. weekdays. Mississinewa Lake (on.IN.gov/mississinewalake) is at 4673 S. 625E, Peru, 46970 **FIREWOOD PERMITS AVAILABLE AT BROOKVILLE LAKE, WHITEWATER MEMORIAL STATE PARK** The public is invited to cut certain downed trees in designated areas at Brookville Lake and Whitewater Memorial State Park for firewood. Trees eligible for firewood have fallen as a result of natural causes or have been dropped by property staff.

They are along roadsides or in public areas such as campsites and picnic areas. Permit sales and cutting begin Nov. 12 and end Feb. 28. The cost of one pickup-truck load is \$10. All proceeds will be used for resource management and restoration efforts, including replacement of trees in campgrounds and other public areas. Permits are available at the Mounds State Recreation Area and Whitewater Memorial State Park offices. The Mounds office is open between 8 a.m. and 4 p.m., Monday through Friday. The Whitewater office is open between 8 a.m. and 4 p.m. daily, except Sunday and Wednesday. A firewood permit must be obtained for each load. Permits are not available on observed state holidays or

CONTINUED ON PAGE 26



TEXAS JACK'S

LOCK, STOCK & BARREL

765.847.5225

A Western & General Store

Many new items added to the store weekly

Victor Dog Food, A Variety of Horse Feed, Hardware

Ammunition, Knives, Saddles, Clothing etc.

Abbott's Candy, Amish Country Popcorn

We Sell Hunting & Fishing License

"JACK BALES - TRAIL BOSS"

403 W. Main St., Fountain City, IN 47341

Open: 9-5 Mon, Tues, Thrs, Fri & 10-4 Sat / Closed Wed & Sun

E-mail: texasjacks403@gmail.com Facebook: [texasjackslockstock&barrel](https://www.facebook.com/texasjackslockstock&barrel)

TREE CITY METAL SALES



Crews Available

Metal Sales • Vinyl Fencing • Garages

Pole Barns • Garage Doors

Steve Wagler

50 W. 650 N. Greensburg, IN

812-663-4863 Cell: 812-525-6272



Troyer's Country Store & Bakery

DS Stoves In Stock Now

28 Deli Meats

45 Cheeses

Weekly Deli Specials

Daily Sandwich Specials

Roll Butter

Store Hours: Mon-Fri 8 am-5:00 pm / Sat 8 am-4:00 pm / Closed Sun

Deli Hours: Mon-Fri 8 am-4:30 pm / Sat 8 am-3:30 pm / Closed Sun

8 mi. North of Greensburg or 10 mi. South of Rushville on SR3

Call: 765-629-2604

Memories of Esther Kaucher

CONTINUED FROM PAGE 15



Jim and Esther’s two daughters, on the left is Jeannie Kaucher Dunlap and on the right Rebecca Kaucher Blair. This photo was taken at their mother’s Visitation in Mills Funeral Home in Centerville on Friday, November 9th. It was a solemn gathering so I had to get a friend to say something funny to get a smile from the two sisters. It was a necessity since I didn’t have a photo of the two for this article. (Photo by Sherry Dickerson Kendall)

Thanksgiving Day 2009 Esther invited Sherry and I to have dinner with her and her family. We had a wonderful time visiting with Esther, daughters Jeannie and Becky, Roger (Jeannie’s son), Bob (Becky’s husband) and a friend of the family, Julisa Candelaria. We feasted on turkey and all the trimmings, I had to temporarily put my diet on hold.

I could write a book on the thousands of good times, not only back in the 1950’s but all the years since that time knowing and enjoying Jim, Esther and their family here in Indiana, and also in South Dakota.

Before I joined the Air Force, I graduated in May of 1959. That summer I took a bus trip to South Dakota and spent a week visiting Esther’s relatives and Jim and Esther too, who were there at that time also. Jim and I went fishing up in the hills. All of us took a boat ride across Madison Lake. I had a great time. When I arrived home I had forty-one cents in my pocket, good thing I had already bought my return ticket. Fortunately I was still working at Ford’s so I went back to work. Three months later I enlisted in the U.S. Air Force.

Since that time Sherry and I spent our first anniversary, July 1, 1968 in South Dakota. We visited Jim and Esther in Wentworth with Esther’s family.

A final note, I bought Esther’s 1993 Chrysler New Yorker in March 2017 after she asked me to. She couldn’t drive it anymore and she needed to sell it. So I bought it with the understanding after I got it running again I would take her for a ride in it. She said she would enjoy riding in it again.

Time passed, I stored it in my barn until taking it to a repair shop in mid October to have all its problems fixed. I got the Chrysler back the last week of October. I was ready to take Esther for that promised ride. I planned on visiting her on Wednesday October 31st. I was startled when I learned she had suffered a heart attack followed by pneumonia.

I visited her on Wednesday October 31st giving her Halloween flowers and a card. We talked for quite a while. She asked about Sherry and told me she would like to see her. I told her I would be back Friday with Sherry. As I got up to leave she reached out her hand.



I made a special card which you can see placed near the top of flowers. It reads “In Loving Memory Of Esther Kaucher above her photo, then “Esther & Jim Together Again Forever” and photo of Esther & Jim. In the background is their home at 106 East School St. and in the driveway is the 1993 Chrysler New Yorker. I told Esther on Wednesday, 10-31-18 I was putting a photo the Chrysler on the cover of the December Gad-a-bout to introduce my new back up vehicle.

I held her hand, she held on tightly. I reassured her we would be back Friday.

Sherry and I visited her on Friday. We talked and reminisced for quite a long time. Seeing she was very tired we left. I told her I would be back on Sunday.

When I went into Esther’s room on Sunday she was a sleep. Her daughters Becky and Jeannie were sitting next to her bed. The three of us talked for quite a while. I said something about my taking her for a ride in the car. They told me she wouldn’t be able to do that.

I was still in bed when Sherry came into the bedroom Monday morning and told me Esther had passed earlier that morning. Silently a few tears welled up, but I knew she was at peace now. She was with her beloved Jim and they were together again forever.

Now Jim and Esther are both gone from us, but we still have the memories, I’m smiling right now thinking about them and all the good times we all had in what is described as “the good ole’ days.

Here is a portion of her obituary that I want to put here so you too can read about my friend, Esther Kaucher.

Esther was born October 12, 1925, on a farm near Coleman, South Dakota, to Nels Theodore and Olga Christine Nelsen Lindholm. She was a 1944 graduate of Wentworth High School in South Dakota and a 1947 graduate of Sioux Valley School of Nursing. Esther also served in the U.S. Cadet Nurse Corps. While in nursing school, she met James I. Kaucher, who was in Radio Maintenance School at Scott Airfield, at the USO in Sioux Falls, South Dakota. Esther and Jim were married on July 5, 1947, after she graduated. They relocated to Richmond, Jim’s hometown, before moving to Centerville in 1951. Esther worked in Public Health Nursing for six years before accepting a job at Reid Hospital. After retiring from Reid Hospital, she and Jim enjoyed traveling, including spending five weeks with their daughter, Becky and her husband in Anchorage, Alaska. Esther also loved spending time with her grandson and gardening. She volunteered in the clothing room at Circle-U Help Center until it closed and at the Centerville-Abington

Senior Center delivering meals to seniors in their homes until her health wouldn’t permit it any longer. Esther was a member of Faith United Lutheran Church.

Friday, November 9th was Esther’s Calling at Mills Funeral Home in Centerville, Sherry and I attended.

Saturday, November 10th, we attended Esther’s Funeral Service at the Faith United Lutheran Church. It was officiated by Rev. Chip Belanga, Organist was Ariel Calvert.

Attending also was my sisters Wilma and Kathy who live in Kentucky. Wilma was introduced by Rev. Chip Belanga as a guest singer, she got up and told us all a story before singing how she was asked by Esther many years ago for her to sing at her funeral. Yesterday she fulfilled that request. She sang a very moving song reflecting on Esther and Jim, their life and promises.

Rev. Chip Belanga gave one of the most heart warming funeral service’s I’ve had the fortune to attend.

I remembered being in the Faith United Lutheran Church once before in January 1992 when Jim Kaucher had died and his service was there also.

After the funeral service we followed in the procession to Crown Hill Cemetery in Centerville for the grave service. *Note: One thing that I noticed, every vehicle along the way pulled over, as the procession passed.*

After the grave service we returned to the church for a prepared meal. We got to meet more of Esther’s family members, friends and church members.

We were also introduced to the Cones family members who I was told were great friends of Esther and her family. I talked to them for a bit, I could see why Esther liked them, they were so happy and friendly.

We said our goodbyes to everyone, I had to hurry home and finish this issue which I would be sending Sunday afternoon.

A special note: The beautiful flower arrangement shown in above photo was created at **Flowers by Carla** located at 4016 National Road West, Richmond, IN. **765-935-4649**. They also made the Halloween flower gift I gave Esther on Halloween when she was in Ambassador Nursing Home and my wife’s Halloween flower arrangement that day too. ■

Roaming The Outdoors

CONTINUED FROM PAGE 25

during deer reduction hunt days. Wood may be cut and removed between 9 a.m. and 5:30 p.m. daily. For more information, call 765-458-5565.

Firewood from state parks is for personal use only and cannot be sold.

The ban on transporting ash between Indiana counties no longer exists because the emerald ash borer insect (EAB) is now widespread in the state.

Rules for bringing firewood to DNR properties remain in place. The DNR does not recommend long-distance movement of firewood of any species due to the potential for moving other insect pests and tree diseases beyond locally impacted areas. “Long-distance movement” is moving beyond the immediate county or surrounding counties.

Brookville Lake (on.IN.gov/brookvillelake) is at 3056 Quakertown Ramp Rd. Liberty, 47353.

Whitewater Memorial State Park (on.IN.gov/whitewatermemorialsp) is at 1418 S. S.R. 101, Liberty, 47353. ■



Live & Artificial Bait
Open 7 Days at 7 A.M.
Home Processing Supplies
Excellent Sausage & Jerky Seasonings,
Casings, etc. — “Check us out!”

15 W. Grant Street
Knightstown, IN 46148
765-345-2074

Metamora
Indiana’s Canal Town
Bluegrass Nights
3rd Saturday of Month - Mar to Nov

OPRY BARN

19189 Pennington Rd, Metamora
www.metamoraMPA.org

MIGHTY MUFFLER
BRAKES • SHOCKS • TIRES

Complete Automotive
Repair

“No Muff . . . Too Tuff!”

1440 N.W. 5th St., Richmond, IN
Darin Doner, Owner
765-966-6833

Plan your Indiana adventures at

www.INDIANAOUTFITTERS.com

INDIANA'S ONLINE OUTDOOR RECREATION GUIDE

Link up to us at www.INDIANAOUTFITTERS.com

Find all the info you need
with this FREE
Indiana Trip Planning Website!



Where do you want to go
this weekend?

Visit

www.INDIANAOUTFITTERS.com



FREE! Indiana Cabin Rentals Guide
www.IndianaCabinRentals.com



Now finding cabin
rentals is easy.

Use a clickable map
of the state to find
a rental cabin!



Looking for lodging
with a hot tub?

Want a place
by the water?

Find traditional log
cabins, historic cabins,
floating cabins,
camping cabins, and
unique rental homes
throughout Indiana.



Why settle for a stuffy
hotel room when there
are options like this?

Rent your own
private cabin!



Want a secluded cabin
with peace & quiet?

Want a cabin near the
heart of the action?



Need a pet-friendly
cabin?

Want a basic camping
cabin without all
the frills?

www.IndianaCabinRentals.com

Find specials, pictures & links to cabin rentals around Indiana



The Holidays are here.

Great gift ideas at
Fields Outdoor Adventures

126 South Perkins St.
Rushville, Indiana 46173
765.932.3964
www.fieldsoutdooradventures.com

Store Hours: Tues-Fri — 10 am to 6 pm.
Sat — 10 am to 5 pm. Sun — 1pm to 5pm

All items in stock at time of ad. Pricing valid while supplies last. Sorry, no rain checks or special orders. Not responsible for typo errors. Case quantities available on some ammunition.

This is just a sampling of the items available.

Sale prices not valid for gun trade ins.

Licensed Shooting Preserve

A unique gift for the hard-to-buy-for

Call today to schedule your hunt
Ryan- 765-561-3139
Store-765-932-3964

Give the gift of memories



Under Armour Clothing and Boots
SIZES UP TO 5X



EOTECH 512.A65
\$399.99



Remington Bucket of Bullets .22LR
\$69.99



NIGHTSTICK 850XL Weapon Light
\$74.99



Ruger	Coyote Tan 10/22	\$389.99	Kimber Micro 9	Stainless Rosewood Lasergrip	\$599.99
Taurus	TCP .380	\$179.99	Kimber	Pro Raptor II	\$1049.99
Ruger	AR556 8500	\$579.99	S&W	SD9VE	\$299.99
S&W Shield	9MM/.40 S&W (w/o night sights)	\$349.99	Glock 22	Gen 3 Made in USA (unfired LE trades)	\$449.99
Remington	1911 R1 Stainless	\$599.99	Remington	870 25077	\$369.99
Remington	1911 R1 Blue	\$549.99	Pointer O/U	All Gauges	\$449.99
Mossberg (26240)	ATR Yth .243 Win	\$279.99	Taurus	G2 Millennium 9MM	\$199.99
Glock	19X	\$594.99	Ruger	Security 9	\$309.99



Hornady Ammo	
Caliber	Sale Price
.357 FTX 140 Gr	\$15.99
.460 S&W FTX	\$24.99
.30-30 MonoFlex 140 Gr	\$19.99
.30-30 FTX 160 Gr	\$19.99
6.5 Crdmr 129 Gr Interlock (81489)	\$17.99
6.5 Crdmr 140 Gr ELD Match (81500)	\$24.99
.308 Win American Whitetail 150 Gr (8090)	\$17.99



Reloading Powder Sale

WC760	\$15.99	IMR4320	\$15.99
WSH	\$15.99	CFE223	\$15.99
H4831	\$19.99	HI-SKOR 800X	\$15.99
H380	\$16.99	IMR4227	\$15.99
H3841	\$16.99	IMR4064	\$15.99
WC296	\$16.99	HI-SKOR 700X	\$15.99



30 OZ Tumblers \$15 each.
Custom tumblers made \$25.

AMMO SALE		
Manufacturer	Caliber	Sale Price
CCI Blazer Brass	.9MM 115 Gr FMJ	\$200
CCI Blazer Brass	.45 ACP 230 Gr FMJ	\$350
CCI Blazer Brass	.40 S&W 165 & 180 Gr	\$300
Federal	.223 55Gr FMJ	\$149.50/500
Federal	.223 55Gr FMJ	\$300/1000
Federal	RTP 5.56 55 Gr FMJ	\$300
Federal	RTP .38 SPL 130 Gr	\$280
Federal	RTP .380 ACP 95 Gr FMJ	\$280
Remington	Sluggers 20 Ga	\$2.75/5 Rds
Remington	.308 Win 150 Gr Core Lokt	\$16.99
Remington	.30-06 Win 150 Gr Core Lokt	\$16.99
Remington	Premier .243 Win 80 Gr Copper Solid	\$23.99
Federal	.308 Win Gold Medal Match 168 Gr BTHP	\$24.99
Hodgdon	Triple 7 Loose FFG/FFFG	\$19.99

CCI



Description	Model	Caliber	Sale Price
Woodsmen	B-14	Various	\$749.99
Timber	B-14	Various	\$749.99
HMR	Tactical	Various	\$799.99

